



Pergamon

Tetrahedron: Asymmetry 9 (1998) 1–45

TETRAHEDRON:
ASYMMETRY

TETRAHEDRON: ASYMMETRY REPORT NUMBER 32

C_2 -Symmetric chiral bis(oxazoline)–metal complexes in catalytic asymmetric synthesis [†]

Arun K. Ghosh,* Packiarajan Mathivanan and John Cappiello

Department of Chemistry, University of Illinois at Chicago, 845 West Taylor Street, Chicago, IL 60607, USA

Received 4 August 1997; accepted 3 November 1997

Contents

1	Introduction	1
2	C_2 -Symmetric bis(oxazoline) ligands	2
3	Bis(oxazoline)–metal complexes	4
4	Synthesis of bis(oxazoline) ligands	5
5	Carbon–carbon bond forming reactions	9
5.1	Diels–Alder reactions	9
5.2	Hetero Diels–Alder/ene reactions	14
5.3	1,3-Dipolar cycloaddition	17
5.4	[2+2] Photochemical cycloaddition	17
5.5	Cyclopropanation reactions	18
5.6	Mukaiyama aldol reactions	24
5.7	Mukaiyama–Michael addition reactions	25
5.8	Allylic substitution reactions	26
5.9	Allylation and addition reactions	28
5.10	Hydrocyanation of aldehydes	33
6	Aziridination reactions	34
7	Oxidations	35
8	Hydrosilylations/reductions	37
9	Miscellaneous reactions	40
10	Conclusion	41

1. Introduction

The development of methodologies for efficient asymmetric synthesis is one of the most important areas of synthetic organic chemistry.¹ The syntheses of biologically relevant natural and unnatural organic molecules in optically pure form are of central interest in medicinal chemistry and related disciplines.

* Corresponding author. E-mail: arun.ghosh@uic.edu

[†] Dedicated to Professor E. J. Corey with deep respect and sincere appreciation.

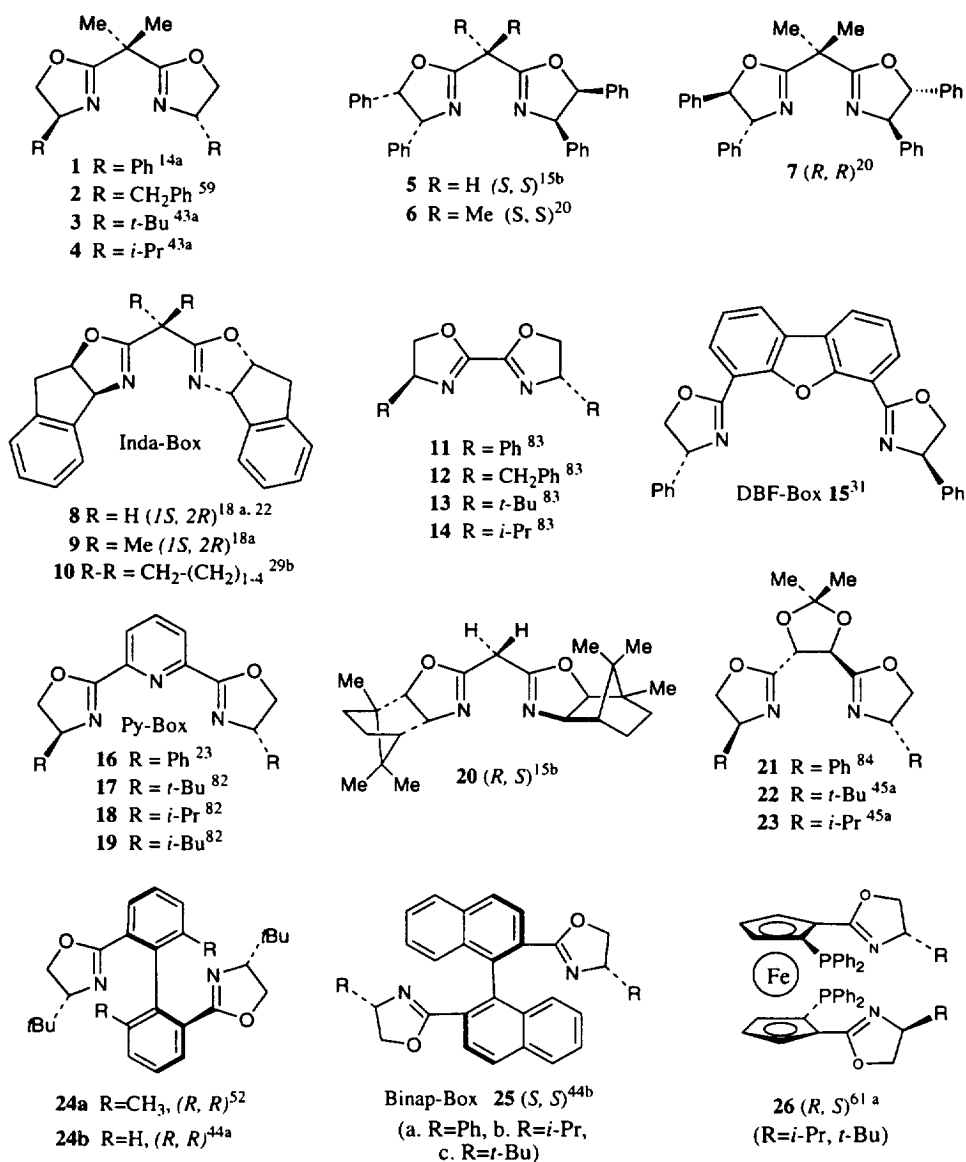
Variations in the stereochemistry of molecular probes for a target enzyme or receptor sites very often display dramatic differences in their binding properties and biological activities. For meaningful biological studies it is important, if not mandatory, to synthesize such agents in enantiomerically pure form. Recent advances in molecular biology and modern instrumentation techniques have led to a better understanding of many complex human diseases at the molecular level. Concurrent with these remarkable achievements have come new challenges and opportunities for asymmetric synthesis. Thus, from the design of enzyme inhibitors to the synthesis of receptor agonists or antagonists and bioactive natural products, asymmetric synthesis is of fundamental significance in biology and medicine.

The advances in asymmetric synthesis have now reached the point that many organic molecules can be prepared with near complete enantioselectivity. This technology is particularly sophisticated in the generation of new stereogenic centers in the presence of existing chiral centers. A number of asymmetric catalysts or so called 'abiological catalysts' are approaching an efficiency and selectivity comparable to enzymes such as in the asymmetric hydrogenation of dehydroamino acids utilizing chiral bis-phosphine–rhodium complexes,² asymmetric isomerization of allylic amines with rhodium(I)–BINAP complexes,³ asymmetric epoxidation of allylic alcohols,⁴ asymmetric epoxidation of unfunctionalized olefins,⁵ asymmetric reductions with chiral oxazaborolidenes⁶ and asymmetric dihydroxylation reactions.⁷ The advantage of abiological catalysts, however, is the availability of either enantiomer of the catalyst which enables one to synthesize either enantiomer of the target molecule. Today there is enormous emphasis on the design and development of efficient chiral catalysts for enantioselective synthesis and this field has become one of the most intense areas of organic chemical research.

In recent years, C_2 -symmetric chiral bis(oxazoline) ligand–metal complexes have received a great deal of attention through their use in various catalytic process.^{1c} The bis(oxazoline) ligands are structurally related to C_2 -symmetric semicorrins pioneered by Pfaltz and co-workers.^{8a–c} The inception of bis(oxazoline) ligands, however, added a new dimension in terms of flexibility in ligand design, convenient synthesis and availability of ligands in both enantiomeric forms. Since the early 1990s, many impressive enantioselective carbon–carbon bond forming reactions, aziridination reactions, hydrosilylations, oxidations and reductions have been recorded using bis(oxazoline)–metal complexes. The present review is intended to focus on the recent developments of bis(oxazoline) ligand–metal catalyzed asymmetric reactions and their applications in organic synthesis. The authors do not intend to provide an exhaustive review of this area since earlier developments have been reviewed by Pfaltz^{8a–c} and Bolm.⁹ Applications of mono- and tris(oxazoline) ligand–metal complex catalyzed reactions are not included in this review.

2. C_2 -Symmetric bis(oxazoline) ligands

Chiral bis(oxazoline) ligands with a great deal of structural diversity have been introduced since 1989. Representative structural features of these novel ligands are shown in Fig. 1. In general, bis(oxazoline) ligands **1–10** with a one carbon spacer between the oxazoline rings are most frequently utilized. These ligands form a six membered metal chelate and the substituents on the ring are close to the metal center. These ligands were designed and applied for catalytic asymmetric allylic substitution (Pfaltz 1995⁵⁹), allylic oxidation (Pfaltz 1995,⁷⁸ Andrus 1995⁷⁹), aziridination of olefins (Evans 1993⁷⁵), and imines (Jacobsen 1995⁷⁶), cyclopropanation (Masamune 1990,¹⁵ Pfaltz 1991,¹³ Evans 1991,⁴³ Shibasaki 1996⁵³), Diels–Alder reaction (Corey 1991,¹⁴ Evans 1993,²⁶ Ghosh 1996,²² Davies 1996,²⁹ Desimoni 1996,³⁰ Kanemasa and Curran 1997³¹), hetero Diels–Alder reaction (Jorgensen 1995,³² Ghosh 1996⁵⁵), and nucleophilic addition reactions to aldehydes (Corey 1993⁷³) and imines (Denmark 1994⁷²). In a particular

Fig. 1. C₂-Symmetric bis(oxazoline) ligands

asymmetric process, both the choice of substituents on the ligand and the metal are critical to optimum enantioselectivity. This will be discussed in detail in the appropriate context. Ligands **11–14** which can form a five membered chelate were synthesized for hydrosilylation (Helmchen 1991⁸³) and transfer hydrogenation (Pfaltz 1991¹³) reactions.

Conformationally constrained ligand **20** was introduced by Masamune and co-workers for asymmetric cyclopropanation reactions.¹⁵ Ligands **21–23** containing a two carbon spacer which form a seven membered metal chelate have been designed for cyclopropanation reactions (Andersson 1996⁴⁵). Dibenzofurandiyl ligand **15** was utilized in the preparation of cationic aqua complexes for enantioselective Diels–Alder reactions.³¹ Tridentate bis(oxazolinyl) pyridine ligands **16–19** (py-box ligands) were designed for hydrosilylation reactions (Nishiyama 1989⁸²). Conceptually intriguing, ligands **24** and

25 were designed for catalytic cyclopropanation reactions (Corey 1995,⁵² Hayashi 1996^{44b}). In these ligands, two oxazoline rings are held in a nine-membered metal chelation. Finally, an interesting C_2 -symmetric bis(oxazoliny) ferrocene ligand **26** has been designed for palladium catalyzed asymmetric allylic substitution reactions (Ikeda 1996^{61a}).

3. Bis(oxazoline)–metal complexes

Chiral bis(oxazoline) ligand–metal complexes are efficient catalysts in numerous asymmetric reactions. The ligand–metal complexes are prepared *in situ* by mixing the corresponding metal salt and the bis(oxazoline) ligands prior to their use as chiral catalysts. The formation of monomeric or dimeric-complexes depends upon the reaction conditions, reactivity of the metal ions and the ligand structure. As shown in Fig. 2, a 1:1 mixture of bis(oxazoline) ligand **27** and the metal ion of choice is assumed to form a chelated metal complex **28**. A number of features of the chiral bis(oxazoline) derived catalysts are noteworthy. The presence of a C_2 -symmetric axis in the bis(oxazoline) ligands minimizes the number of possible transition states in a particular reaction.¹⁰ The metal chelate is conformationally constrained and the chiral centers are located in close proximity to donor nitrogens thereby imposing a strong directing effect on the catalytic site. The chirality in the bis(oxazoline) ligand is derived from a wide variety of readily available optically active natural and unnatural aminoacids or acyclic and cyclic aminoalcohols thus allowing optimization of ligand substituents with respect to a specific asymmetric process. The variation of the metal chelate ring size also provides an important handle to optimize the necessary ligand geometry at the metal center.

Structural studies of the ligand–metal complexes often provide information regarding possible transition-state assembly. Already, a number of ligand–metal complex structures have been elucidated on the basis of X-ray diffraction analysis. Lehn et al. have determined the structure of bis(oxazoline)–Cu(II) complex **29** with a view to incorporating such ligands into an oligomeric species to form helicates with asymmetric induction.²¹ This ligand–metal complex is very similar to a semicorrin–Cu complex determined by Pfaltz et al.¹³ Various cyclopropanation catalysts prepared by Masamune et al. possess similar structures.¹⁵ Corey et al. developed bis(oxazoline)–Cu(I) complex **30** as an efficient cyclopropanation catalyst.⁵² The complex structure is stable and monomeric in nature and the structure was resolved by X-ray analysis. Nishiyama et al. have demonstrated that the carbene moiety of the py-box–Ru complex **31** can be transferred to styrene.^{46a} Pfaltz et al. have proposed a mechanism for palladium catalyzed allylic substitution reactions based on catalyst structure **32**.⁵⁹ Cationic aqua complex **33** was recently developed by Kanemasa and Curran as an air stable catalyst for Diels–Alder reactions.³¹ The catalyst complex structures **31**–**33** were determined by X-ray studies.

Singh has reported the preparation of various titanium(IV) bis(oxazoline) complexes by treatment of a variety of bis(oxazoline) ligands with titanium(IV) reagents (TiX_4 , $X=Cl$, NEt_2 , $iOPr$) in toluene.²⁴ The complexes **34** were studied spectroscopically and the structure of the box–Ti complexes have been proposed to adopt a trigonal bipyramidal geometry in which two nitrogen atoms of the box-ligand occupy the equatorial site. Cryoscopic determination revealed that the box–Ti complexes are monomeric in nitrobenzene. Attempted crystallization of the complexes resulted in the decomposition of the complexes. The authors have prepared ligand–metal complex **35** whose structure was determined by X-ray studies.²⁵

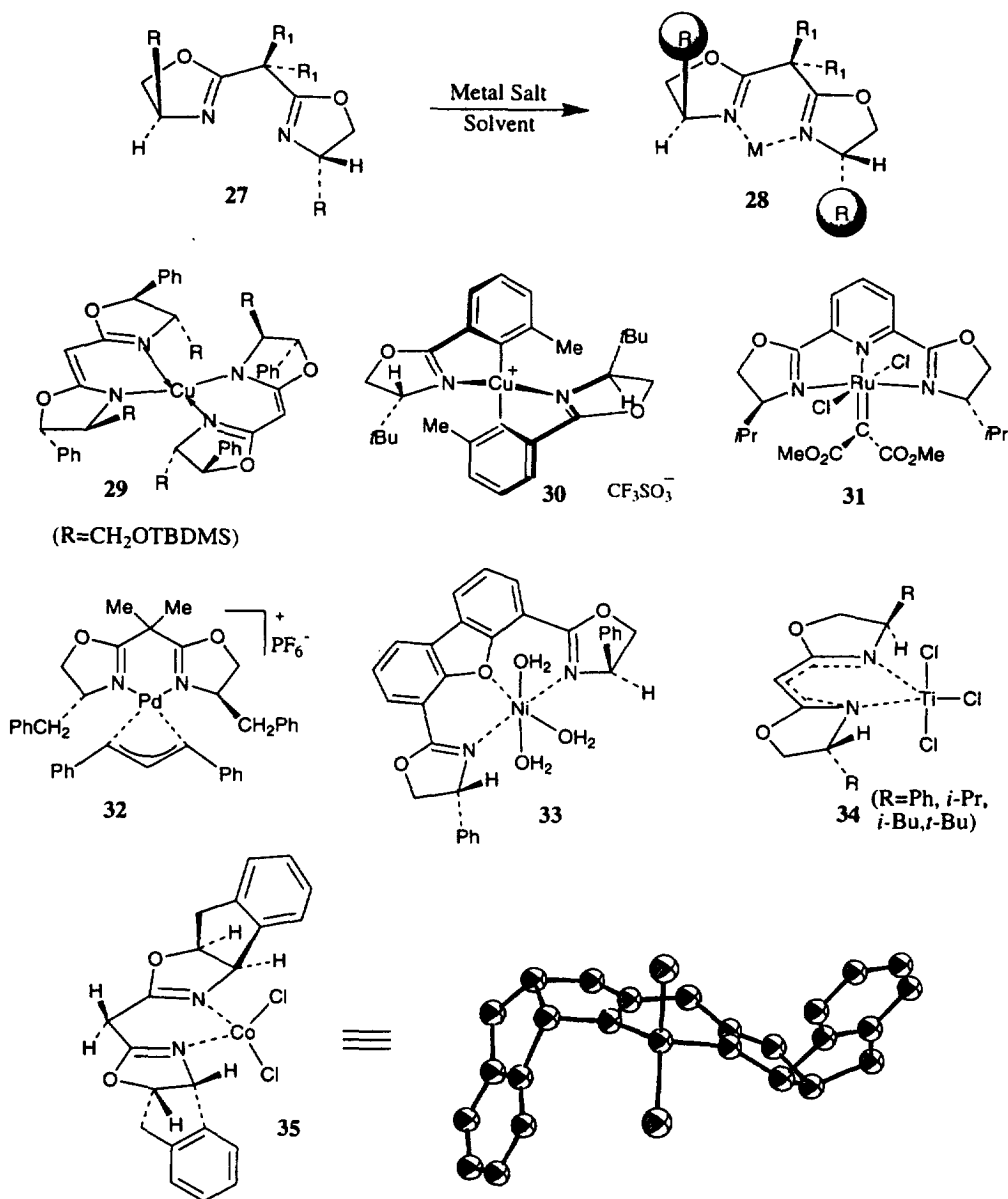
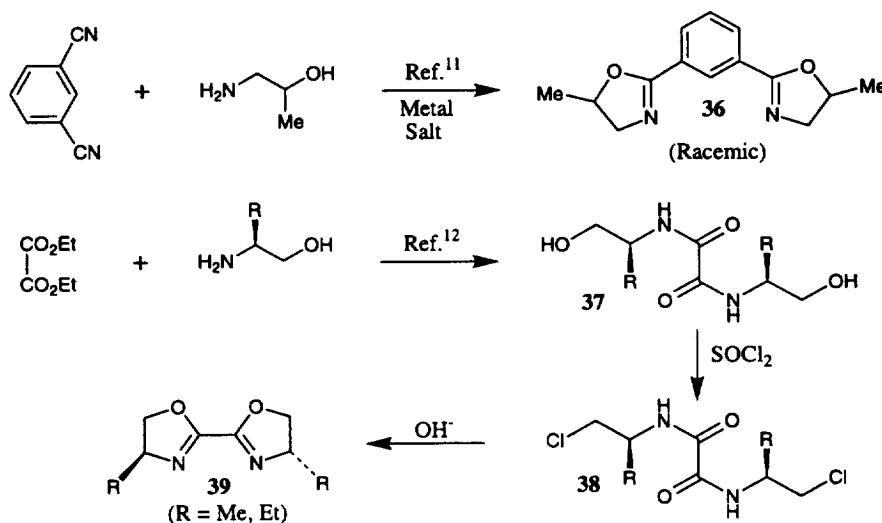


Fig. 2. Bis(oxazoline)-metal complexes

4. Synthesis of bis(oxazoline) ligands

The syntheses of various racemic bis(oxazoline) derivatives were recorded in early 1970s. Witte and Seeliger prepared a number of 5-methyl substituted bis(oxazoline) derivatives with aromatic and cyclohexane scaffolding between the oxazoline rings.¹¹ As outlined in Scheme 1, the synthesis of ligand **36** was carried out by condensation of the corresponding nitriles and the aminoalcohol in the presence of a substoichiometric amount of metal salt. Metal salts such as ZnCl₂, ZnBr₂, ZnI₂, ZnSO₄, Zn(OAc)₂, Mn(OAc)₂, Ni(OAc)₂, Co(OAc)₂ and Cd(OAc)₂ were employed and found to be effective catalysts

for the formation of bis(oxazoline) derivatives. In 1976, Butula and Karlovic prepared bis(oxazoline) derivatives in optically active and racemic form and investigated their use in catalytic hydrogenation and metal hydride reductions.¹² As shown in Scheme 1, various bis(oxazoline) derivatives **39** were prepared by condensation of aminoalcohols with diethyl carboxylates to form the bis(hydroxy)amide derivatives **37**. Treatment of these bis-amides with SOCl_2 afforded the bis-chloride derivatives **38** which, upon exposure to base, furnished the bis(oxazoline) derivatives **39** in very good yield.

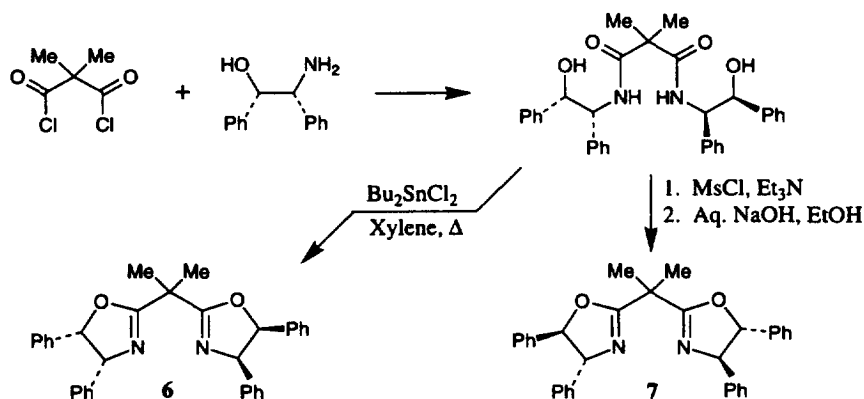


Scheme 1.

Since the late 1980s, numerous bis(oxazoline) ligands have been synthesized for use in metal-catalyzed asymmetric synthesis. The majority of the syntheses of bis(oxazoline) ligands followed a general synthetic route in which oxalic acid or the substituted malonic acids were first condensed with the corresponding optically active 1,2-aminoalcohol to form the bis(hydroxy)amide derivatives. The hydroxyl groups in the bis(hydroxy)amide were then activated and the resulting intermediate was cyclized to provide the bis(oxazoline) ligands. Activating agents such as SOCl_2 (Corey,^{14a} Pfaltz¹³), methanesulfonic acid for certain tertiary alcohols (Corey^{14b}), Me_2SnCl_2 (Masamune¹⁵), ZnCl_2 (Bolm¹⁶), diethylamino-sulfurtrifluoride (DAST) reagent (Knight¹⁷), triflic acid and $\text{BF}_3 \cdot \text{OEt}_2$ (Davies¹⁸) were employed. Denmark et al. have reported a series of 4-substituted bis(oxazoline) derivatives in which the hydroxyl groups were activated either with SOCl_2 or by formation of the bis-mesylate followed by cyclization by treatment with aqueous or alcoholic base.¹⁹

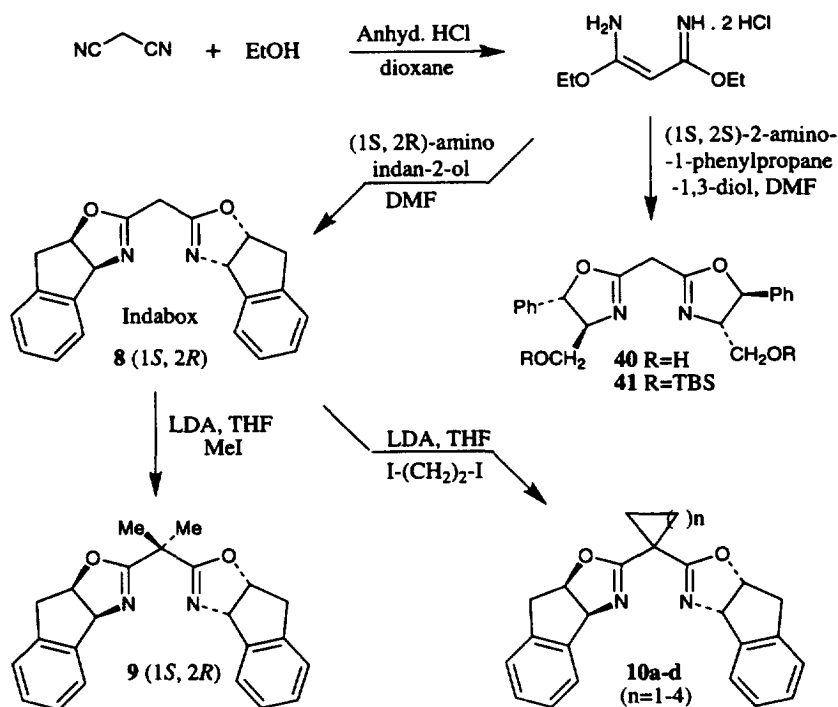
Desimoni et al. reported the synthesis of *cis*- and *trans*-4,5-disubstituted chiral bis(oxazoline) derivatives **6** and **7** from the same optically active 1,2-disubstituted aminoalcohol.²⁰ As depicted in Scheme 2, the bis(hydroxy)amide was subjected to two different cyclization conditions to effect either retention or inversion of configuration at the C-5 position. Exposure of the bis(hydroxy)amide under the Masamune protocol (Bu_2SnCl_2 , reflux) furnished the *cis*-1,2-disubstituted bis(oxazoline) **6** in 75% yield.¹⁵ On the other hand, formation of the bis-mesylate followed by treatment with base afforded the *trans*-1,2-disubstituted bis(oxazoline) **7** in 86% yield.

A convenient synthesis of bis(oxazoline) derivative **41** was described by Lehn and co-workers.²¹ As shown in Scheme 3, treatment of malononitrile with anhydrous HCl in ethanol afforded the corresponding imidate salt. Condensation of the imidate salt with optically active aminoalcohol furnished the bis(oxazoline) **40**. Protection of the hydroxyl group under standard reaction conditions afforded



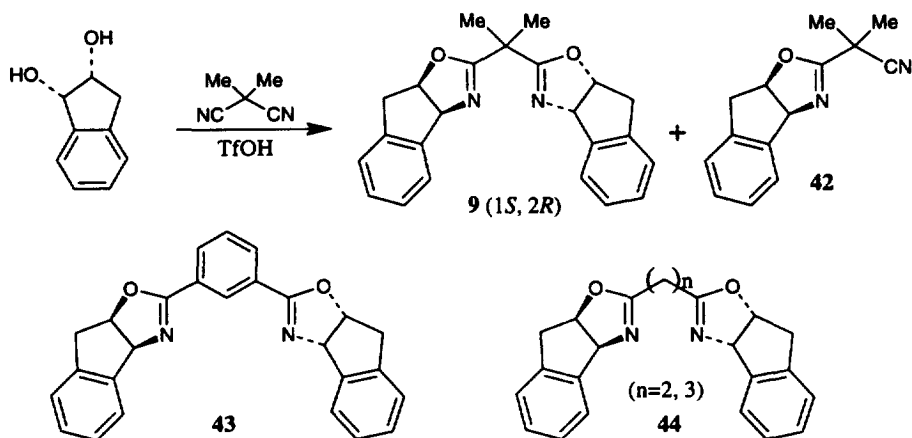
Scheme 2.

the TBS-ether **41**. Following this procedure, the authors have prepared conformationally constrained (1*S*,2*R*)-inda-box **8** and ent-**8** in multigram quantities in 60–65% yield.²² Alkylation of inda-box **8** with lithium diisopropylamide and methyl iodide furnished the inda-box **9**. On the other hand, alkylation with appropriate diiodoalkane provided convenient access to various spirocyclic inda-box **10**.^{29b}



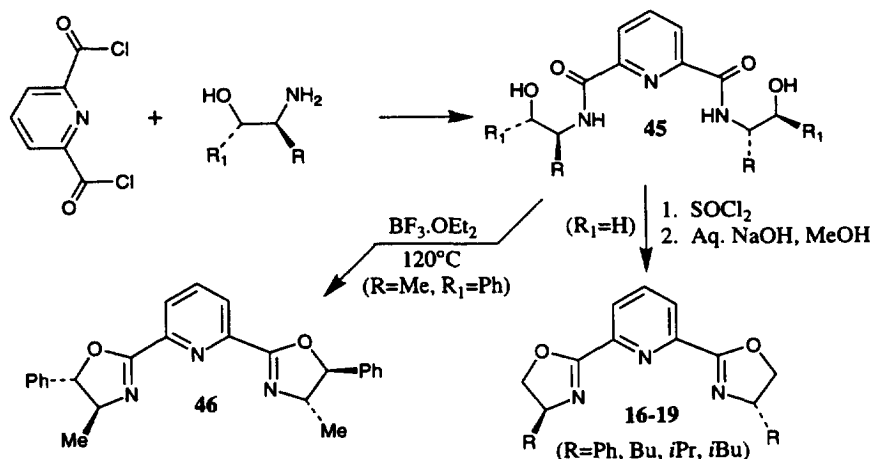
Scheme 3.

Other constrained bis(oxazoline) ligands **9**, **43** and **44** were prepared by Davies et al. by using a Ritter-type reaction.^{18a} As shown in Scheme 4, reaction of optically active 1*S*,2*R*-indandiol and dinitriles in the presence of trifluoromethanesulfonic acid afforded various bis(oxazoline) derivatives **9** and **43–44**. The use of malonitrile with indandiol afforded the bis(oxazoline) **8** in 60% yield and the corresponding mono(oxazoline) in 10% yield. Alternatively, use of dimethyl malonitrile afforded bis(oxazoline) **9** in 30% yield and the major product was the mono(oxazoline) derivative **42**.



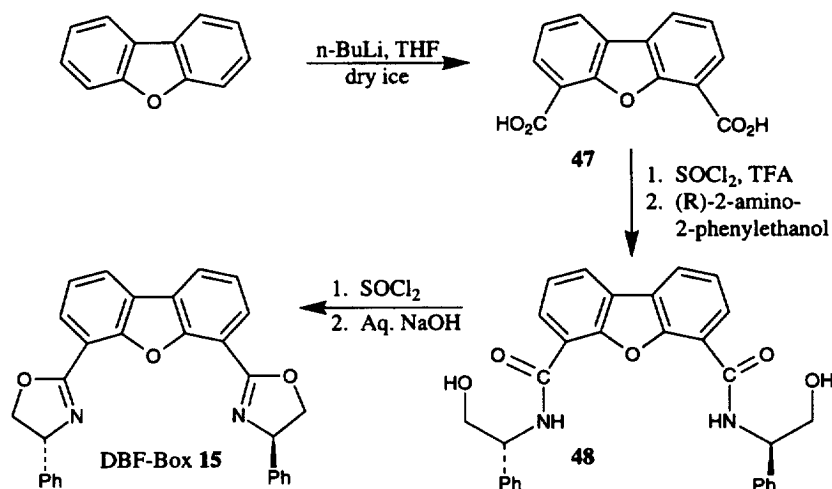
Scheme 4.

The syntheses of various tridentate bis(oxazolinyl) pyridine ligands **16–19** were reported by Nishiyama and co-workers.²³ As outlined in Scheme 5, pyridine-2,6-dicarboxylic acid chloride was first converted to the corresponding bis(hydroxy)amide **45**. Treatment of bis(hydroxy)amide **45** with SOCl_2 afforded the corresponding chloroamide which was then cyclized with aqueous NaOH . Recently, Davies reported the cyclization of bis(hydroxy)amide by treatment with $\text{BF}_3 \cdot \text{OEt}_2$ at 120°C to form various py-box ligands in good yields.^{18b} Ligands ent-**16** and ent-**19** were obtained in 62% and 75% yields respectively. This protocol is also convenient for the synthesis of constrained py-box ligands derived from cyclic cis-aminoalcohol with retention of configuration. For example, py-box ligand **46** was prepared in 70% yield.



Scheme 5.

Structurally intriguing bis(oxazoline) ligand **15**, constructed on a dibenzofuran platform, was synthesized by Kanemasa and Curran.³¹ As shown in Scheme 6, dibenzofuran was converted to dicarboxylic acid **47** by lithiation with $n\text{BuLi}$ and followed by carboxylation of the resulting dianion with dry ice. Formation of the acid chloride with SOCl_2 and subsequent reaction with (*R*)-2-amino-2-phenylethanol provided the bis-amide **48**. Treatment of **48** with SOCl_2 followed by aqueous NaOH solution afforded (*R,R*)-4,6-dibenzofurandiyl-2,2''-bis(4-phenyloxazoline) (DBF-box) **15** in 28% overall yield.



Scheme 6.

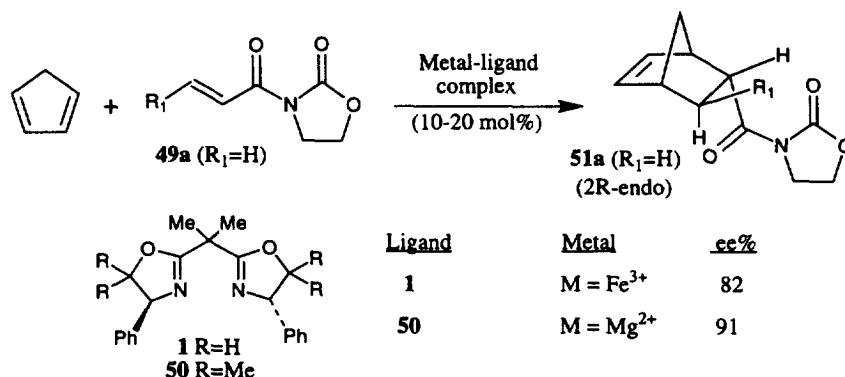
5. Carbon–carbon bond forming reactions

Since the early 1990s, bis(oxazoline)–metal complexes have been increasingly utilized in catalytic asymmetric carbon–carbon bond forming reactions. Undoubtedly, this area has become one of the most active areas of research. As a result, numerous methodologies have been developed for enantioselective carbon–carbon bond formation and, in some areas, the level of enantioselectivity and catalytic efficiency is approaching that of enzymatic reactions.^{2–7} The versatility of bis(oxazoline) ligands has been already documented in the following catalytic asymmetric carbon–carbon bond forming reactions.

5.1. Diels–Alder reactions

In 1991, Corey et al. first demonstrated the remarkable potential of bis(oxazoline)–metal complexes in enantioselective Diels–Alder reactions.^{14a} Various ligand–metal complexes were prepared by stirring anhydrous FeCl_2 or FeI_2 with phenyl bis(oxazoline) ligand (phe-box) **1** in CH_3CN followed by treatment with an appropriate amount of iodine at 23°C . As shown in Scheme 7, the reaction of the 10 mol% active complex (ligand **1**· FeI_3) with N-acryloyl oxazolidinone **49a** and cyclopentadiene afforded the endo cycloadduct **51a** selectively (endo:exo ratio 96:4) in 95% yield and endo enantioselectivity was assessed to be 82% ee (2*R* configuration). The stereochemical outcome of the **1**· FeX_2^+ ($\text{X}=\text{Cl}, \text{I}$)-complex catalyzed reaction was rationalized by assuming the *s*-cis conformation of the dienophile **49** which chelates on the octahedral metal center at the a_1-e_1 site of the model **A** prior to reaction with cyclopentadiene from the *Si*-face of the dienophile (Fig. 3).

Subsequently, Corey and Ishihara designed a catalytic system in which the reaction was expected to proceed via a transition state with a tetrahedral geometry rather than an octahedral geometry for the metal complex as proposed for the iron system.^{14b} In this context, metal–ligand complexes of weak Lewis acid such as MgX_2 have been demonstrated to be efficient catalysts for the Diels–Alder cycloaddition process. Conformationally rigid bis(oxazoline) ligand **50** was prepared and the use of 20 mol% of Mg –bis(oxazoline) complex (with ligand **50**) led to the cycloadduct with very high endo:exo selectivity (98:2) in 91% ee (2*R*) for the endo isomer. The Mg complex prepared either from MgI_2 and a co-catalyst of one equivalent of I_2 or two equivalents of AgSbF_6 afforded the same level of enantioselectivity (91%).



Scheme 7.

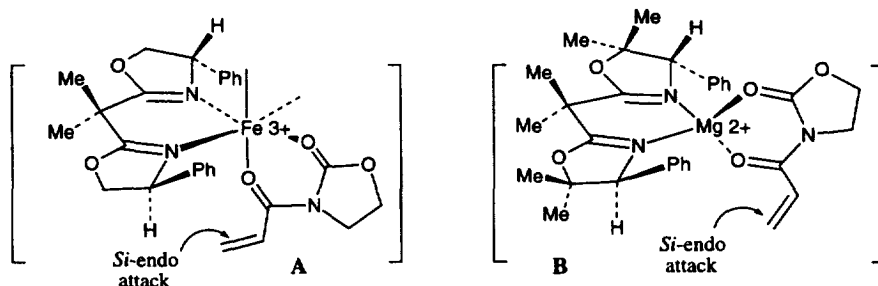


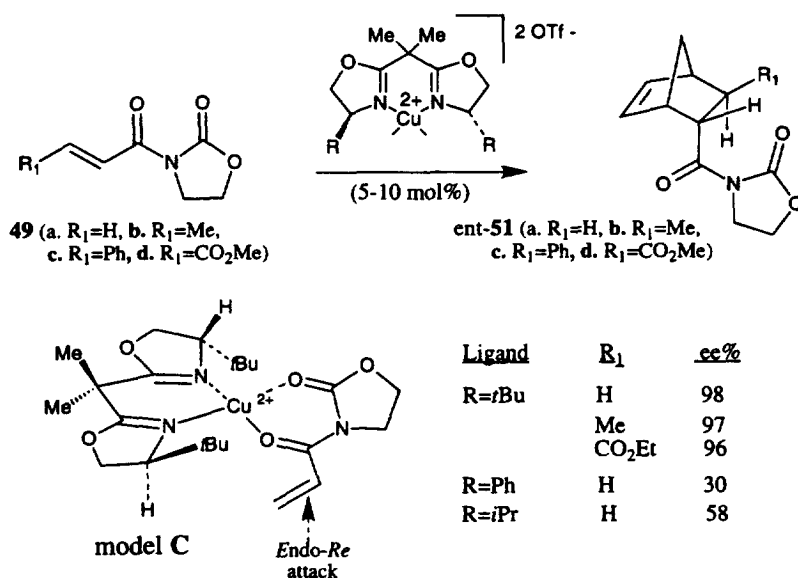
Fig. 3.

The reaction is believed to proceed through a tetrahedral metal complex such as **B** in which endo-*Si*-face attack provided the 2*R*-endo isomer as shown in Fig. 3.

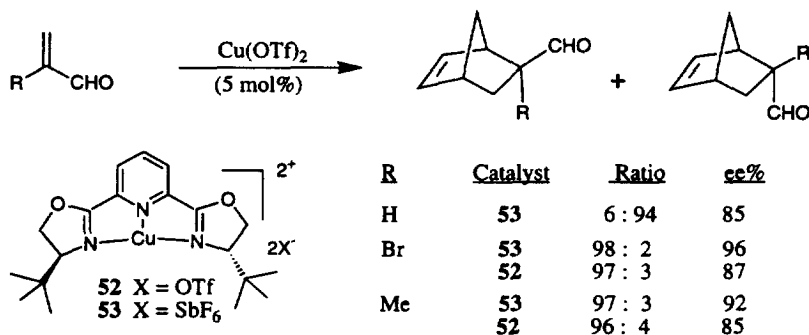
Evans et al. have demonstrated that the ligand–metal complexes derived from bis(oxazoline) ligand (bu-box) **3** and mild Lewis acid such as Cu(OTf)₂ are also very efficient chiral catalysts for the Diels–Alder reaction with cyclopentadiene and substituted acrylimide derivatives.^{26a} Among various ligands examined, the bu-box **3** ligand consistently provided a very high level of endo/exo selectivity as well as endo enantioselectivity (ent-**51**, 90–98% ee with 5–10 mol% catalyst) and isolated yield (82–92%) with a number of substituted dienophiles (Scheme 8). The Cu(II) complexes of phe-box **1** and ipro-box **4** are not effective catalysts as they have shown considerably lower enantioselectivity (30 and 58% ee respectively). In the bu-box–**3**·Cu(OTf)₂ system, the asymmetric induction is postulated to arise from square-planar geometry **C** to account for >98% endo enantioselectivity with 2*S*-configuration with dienophile **49a**.

The Cu(II)–py-box complexes have also been shown to be efficient chiral catalysts for cycloaddition of substituted acrolein derivatives with cyclopentadiene as well as β-substituted acrylimide with a variety of dienes.^{26b,c} Dienes such as 1,3-cyclohexadiene and isoprene also undergo cycloaddition with acrylimide derivatives at a high level of enantioselection (Scheme 9). An intriguing feature of the Cu(II)–bis(oxazoline) complexes is that the Cu(II)-derived chiral Lewis acids have shown pronounced counterion effects. The py-box·Cu(SbF₆)₂ complex **53** has shown superior results to py-box–Cu(OTf)₂ **52** in Diels–Alder reactions with acrolein derivatives. The bu-box–Cu(SbF₆)₂ **55** complex (as shown in Scheme 10) has also exhibited similar results.

The usefulness of Cu(II)–bis(oxazoline) complexes has been further demonstrated in enantioselective Diels–Alder reactions of N-acryloyl oxazolidinone **49a** with furan and 1-acetoxy-3-methyl butadiene as dienes.^{27a,b} The corresponding cycloadducts **56** and **58** were obtained in 97% and



Scheme 8.

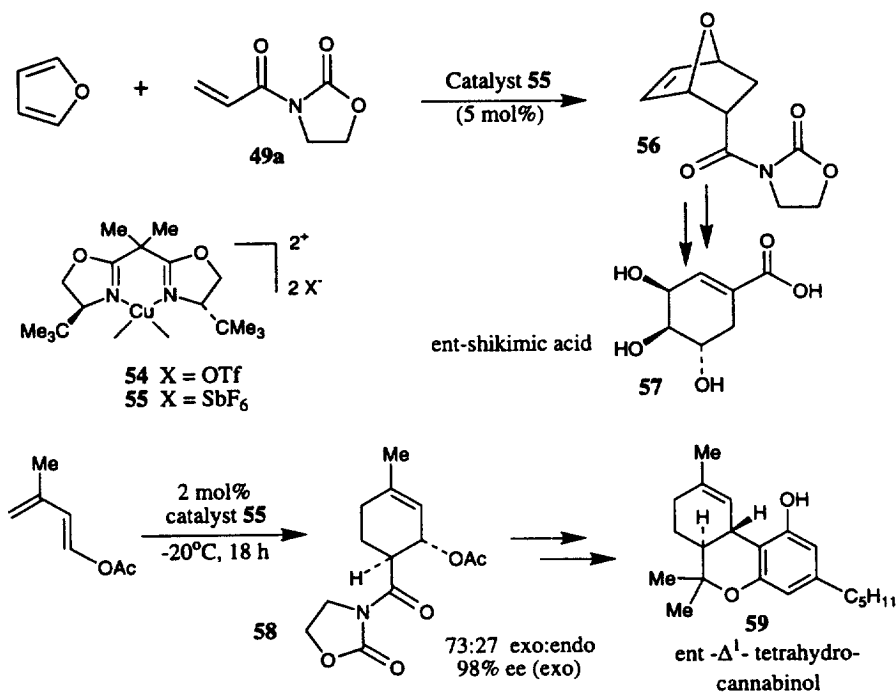


Scheme 9.

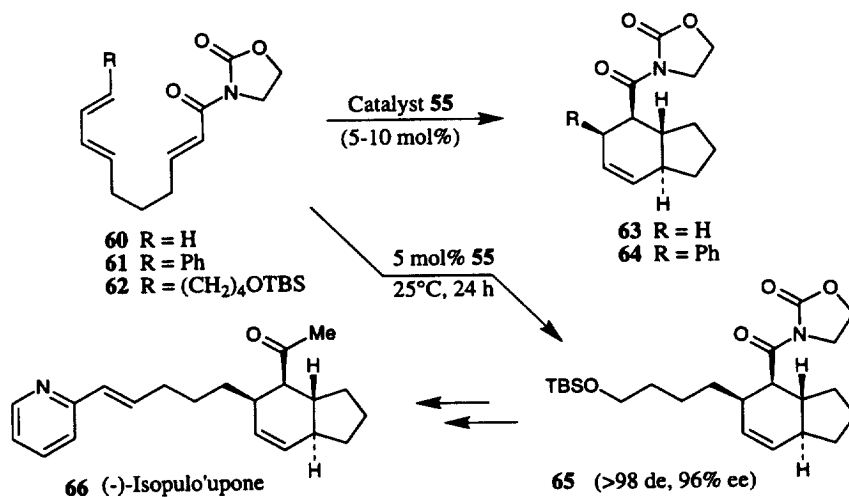
98% ee respectively.^{27a,b} These cycloadducts were converted to ent-shikimic acid **57** and ent- Δ^1 -tetrahydrocannabinol **59** (Scheme 10) using standard synthetic sequences.

The Cu(II)–bis(oxazoline) complex **55** was also shown to be very effective in enantioselective intramolecular Diels–Alder cycloaddition processes.²⁸ For example, an intramolecular Diels–Alder reaction of **60** with 10 mol% bu-box-3·Cu(OTf)₂ complex **54** at room temperature for 5 days afforded the cycloadduct in less than 20% yield. However, cycloaddition of **60** with hexafluoroantimonate complex **55** provided **63** in 89% yield and 86% ee after 24 hours reaction time. Substituted trienimide **61** with 5 mol% **55** furnished **64** as a single diastereomer within 5 h at 25°C in 86% yield and 92% ee (Scheme 11). Similarly, trienimide **62** afforded a single cycloadduct **65** in 96% ee. Cycloadduct **65** has been converted to (–)-isopulo'upone **66** in a number of synthetic steps.

The Diels–Alder reaction of cyclopentadiene and substituted α,β -unsaturated N-oxazolidinones in the presence of ligand–metal complexes derived from conformationally constrained inda-box ligands **9** and **10** were investigated by Ghosh et al. and Davies et al. independently.^{22,29} As shown in Scheme 12, Cu(OTf)₂ and inda-box complexes have shown excellent enantioselectivity (92–99% ee) with N-acrolyloxazolidinone **49** compared to phe-box ligand **1** (30% ee) as reported by Evans and co-workers.^{26a} Substitutions in the bis(oxazoline) scaffolds have exhibited interesting effects in enantioselectivity. For



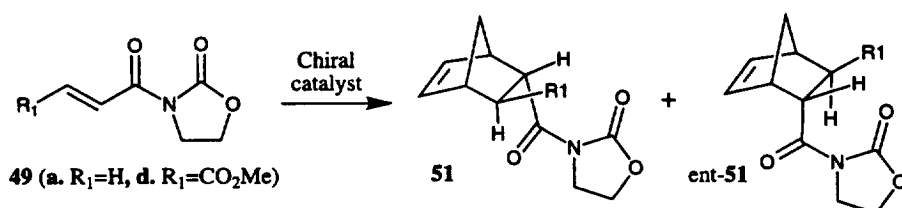
Scheme 10.



Scheme 11.

example, **8**·Cu(OTf)₂ and ent-**8**·Cu(OTf)₂ complexes (8 mol% catalyst) have provided 94% ee and 99% ee (4 mol% catalyst) respectively in the Diels–Alder reaction with dienophile **49a**.²² In comparison, **9**·Cu(OTf)₂ complex afforded the corresponding cycloadduct in 92% ee.^{29a} Consistent with Evans' finding, the use of a catalyst derived from Cu(SbF₆)₂ furnished slightly higher enantioselectivity (95% ee) with ligand **9**.^{26,29a}

The bis(oxazoline)–Cu(II) complexes derived from **8** or ent-**8** are also very effective in the cycloaddition of N-crotonyl and monoethyl fumaroyl oxazolidinones. The corresponding cycloadducts were obtained in excellent endo diastereoselectivities, endo-enantioselectivities (ent-**51d**, 94% ee) and isolated



Ligand	Lewis acid	Cat. mol%	Cycloadduct	ee% (confg)	Ref.
8	$Cu(OTf)_2$	8	ent-51a	94 (2S)	22
ent-8	$Cu(OTf)_2$	4	51a	99 (2R)	22
9	$Cu(OTf)_2$	10	ent-51a	92 (2S)	29a
9	$Cu(SbF_6)_2$	10	ent-51a	95 (2S)	29a
ent-8	MgI_2	100	ent-51a	61 (2S)	22
ent-8	$Cu(OTf)_2$	10	ent-51d	94 (2S)	22
ent-1	$Mg(ClO_4)_2$	10	ent-51a	70 (2S)	30
15	$Ni(ClO_4)_2 \cdot 6H_2O$	10	ent-51a	99 (2S)	31
15	$Co(ClO_4)_2 \cdot 6H_2O$	10	ent-51a	99 (2S)	31

Scheme 12.

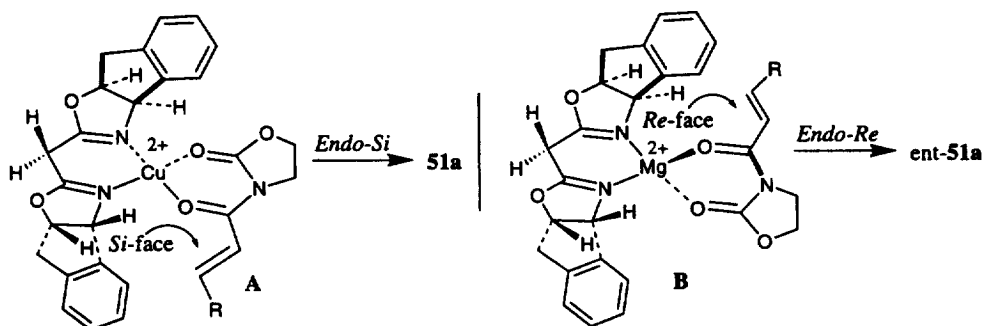


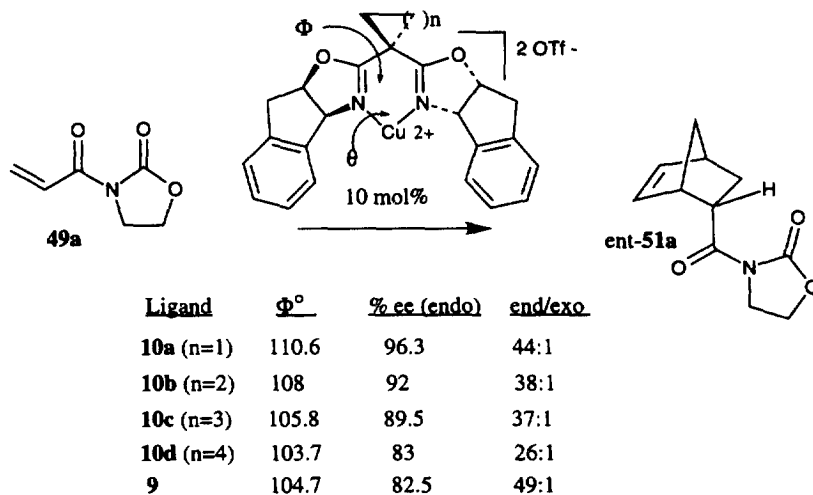
Fig. 4.

yields.²² The authors have further demonstrated that the Mg–bis(oxazoline) complexes consistently effect dramatic reversal in stereoselectivity (up to 61% ee) with respect to Cu(II)–ligand catalyzed reactions. As shown in Fig. 4, the reversal of enantioselectivity is attributed to a Corey–Ishihara type model in which the Mg(II) complex assumes a tetrahedral geometry **B** rather than a square planar geometry **A** that is most probable for Cu(II).^{14b}

Desimoni et al. reported that the cycloaddition of N-acryloyl oxazolidinone with cyclopentadiene in the presence of $Mg(ClO_4)_2$ –bis(oxazoline) complexes affords the adduct in 68–70% ee of the 2S isomer.³⁰ On the other hand, addition of two moles of water to the catalyst caused reversal in the stereoselection leading to 59–65% ee in the 2R enantiomer. The reversal in stereoselection was explained by invoking different transition state geometries of the catalyst. In the absence of water molecules, Mg–bis(oxazoline) adopts a tetrahedral geometry and leads to the 2S enantiomer; but the addition of water increases the coordination number so that the catalyst adopts an octahedral geometry thus resulting in the 2R enantiomer. Kanemasa et al. recently reported cationic aqua complexes derived from DBF-box **15** and various metal perchlorate hydrates.³¹ Metal–ligand complexes of $Co(ClO_4)_2 \cdot 6H_2O$ and $Ni(ClO_4)_2 \cdot 6H_2O$

afforded excellent endo selectivities (>98%) and virtually complete endo enantioselectivities (>99% ee). Even with 2 mol% catalyst ent-**51a** was formed in 96% ee.

The influence of the bite angle in enantioselectivity has been studied by Davies et al. using spirocyclic bis(oxazoline) ligands (Scheme 13).^{29b} The synthesis of such ligands is outlined in Scheme 3. In various spiro bis(oxazoline)–Cu(II) complex catalyzed Diels–Alder reactions, it has been shown that a larger bite angle in the ligand affords higher endo/exo selectivities as well as endo enantioselectivities of the cycloadduct ent-**51a**. Spiro inda-box **10a** (cyclopropane substituent, $\Phi=110.6^\circ$) derived copper(II) complex has provided substantially higher enantioselectivity in the cycloadduct (ent-**51a**, 96.3% ee) compared to substituted bis(oxazoline) **9** ($\Phi=104.7^\circ$) and Cu(OTf)₂ catalyzed reaction which has afforded the cycloadduct (ent-**51a**) in 82% ee.



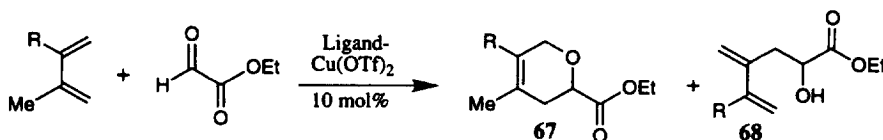
Scheme 13.

5.2. Hetero Diels–Alder/ene reactions

Jorgensen reported that Cu(II)–bis(oxazoline) complex catalyzed the hetero Diels–Alder reaction of alkyl glyoxalate esters and 1,3-dienes provided both the hetero Diels–Alder cycloadduct **67** (60–95% ee) as well as the ene product **68** (83–94% ee) in high enantioselectivities and generally good overall yields (Scheme 14).³² For example, reaction of 2-methyl-1,3-butadiene and ethyl glyoxalate in the presence of 10 mol% ent-**1**·Cu(OTf)₂ complex afforded a 1:1 mixture of the hetero Diels–Alder cycloadduct and the ene product in 80% and 91% ee, respectively. The reaction with 2,3-dimethyl-1,3-butadiene, on the other hand, provided a mixture ratio of 1:1.6 and high enantioselectivities. Catalyst complex **3**·Cu(OTf)₂ also provided similar enantioselectivity but the combined yields were considerably lower. In general, the ene reaction product was obtained as a major product.

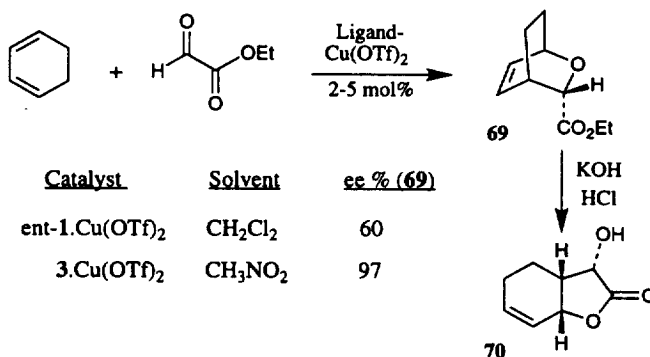
Furthermore, reaction of 1,3-cyclohexadiene with 2 mol% ligand ent-**1**–Cu(II) complex afforded the bicyclic endo product **69** exclusively in 60% ee in 72% yield (Scheme 15). However, a catalyst derived from bu-box **3** in CH₃NO₂ solvent afforded the cycloadduct **69** in 97% ee.^{32b} It should be noted that the complexes of ent-**1**·Cu(OTf) and **3**·Cu(OTf)₂ resulted in the same endo cycloadduct enantioselectively. Saponification followed by acidification with aqueous HCl provided the enantiopure (>99.8 ee) rearrangement product **70**, which is a useful synthon for natural product synthesis.

The authors have demonstrated that the chiral bis(oxazoline)–metal complexes are effective catalysts for hetero Diels–Alder reactions of glyoxalate esters and Danishefsky's diene to provide the dihydropy-



Ligand	Cycloadduct (ee%)	Ene product (ee%)	Yield% (Cyclo/Ene)
Ent-1	R=Me (83)	R=Me (88)	81 (1 : 1.6)
Ent-1	R=H (80)	R=H (91)	67 (1 : 1)
3	R=Me (85)	R=Me (83)	56 (1 : 1.8)

Scheme 14.

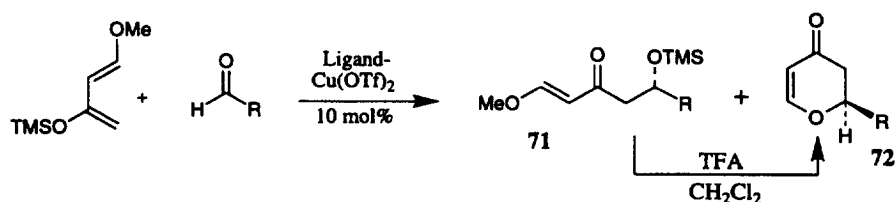




Scheme 15.

ranone derivatives enantioselectively (Scheme 16).^{33a} Both the Mukaiyama aldol product **71** as well as the hetero Diels–Alder product **72** were isolated after the reaction. However, treatment of the mixture with trifluoroacetic acid provided only the hetero Diels–Alder product enantioselectively in good yields. Of the various metal–bis(oxazoline) complexes investigated, ent-**8**·Cu(OTf)₂ complex has provided the optimum results with ethyl glyoxalate. Dihydropyranone **72a** (R=CO₂Et) was obtained in 72% ee. Interestingly, phe-box **1** and bu-box **3** derived catalysts have shown considerably lower enantioselectivity (44% and 17% ee, respectively). Furthermore, the authors have demonstrated that the chelating, bidentate aldehydes such as dithiane carboxaldehyde and benzyloxy acetaldehyde are very effective in providing the corresponding dihydropyranones **72b** (R=1,3-dithiane) and **72c** (R=CH₂OBn) in 81 and 85% ee, respectively.^{33b} Corey et al. and Keck et al. have also developed convenient enantioselective protocol for the synthesis of similar dihydropyranones.^{34,35}

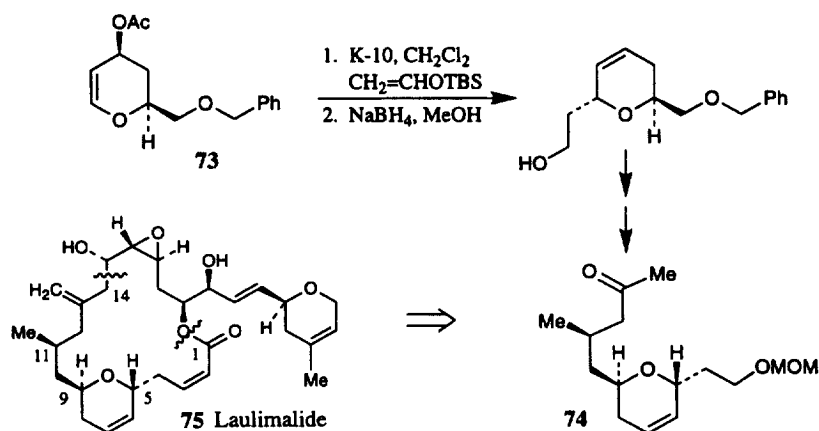
The synthetic utility of the dihydropyranone building blocks has been amply established by Danishefsky and coworkers.³⁶ Dihydropyranones **72a–c** serve as potential key intermediates for a variety of biologically important molecules.³⁷ As outlined in Scheme 17, the authors have converted **72c** via **73** to the C₃–C₁₄ segment **74** of antitumor macrolide laulimalide **75** utilizing a Ferrier rearrangement and asymmetric conjugate addition as the key steps to set the C-9 and C-11 stereochemistry.^{33b} The above dihydropyranones have also been employed in the synthesis of high-affinity nonpeptidic ligands for the HIV-1 protease substrate binding site.³⁸

Competitive hetero Diels–Alder and an intramolecular ene reaction was investigated (Scheme 18) using a bis(oxazoline)–Mg(ClO₄)₂ complex with (*E*)-*N*-acetyl-3-arylideneindolin-2-one derivatives **76**.³⁹ The ligand–metal complexes of both *cis* and *trans*-1,2-disubstituted as well as mono-substituted bis(oxazoline) ligands were examined. It was found that the catalyst derived from *cis*-disubstituted bis(oxazoline)



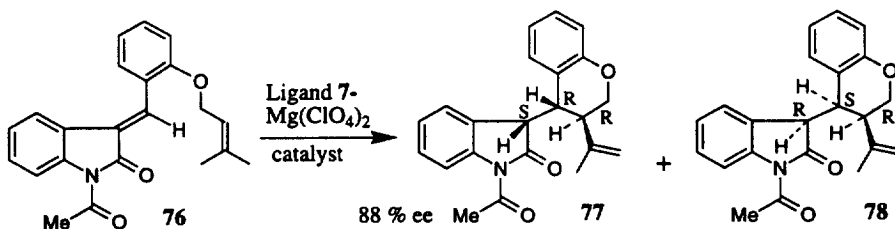
Ligand	Aldehyde	Cycloadduct	ee%
ent-8	OHC—CO ₂ Et	72a R = CO ₂ Et	72
8	OHC— 	72b R = 	81
ent-8	OHC—CH ₂ OBn	72c R = CH ₂ OBn	85

Scheme 16.



Scheme 17.

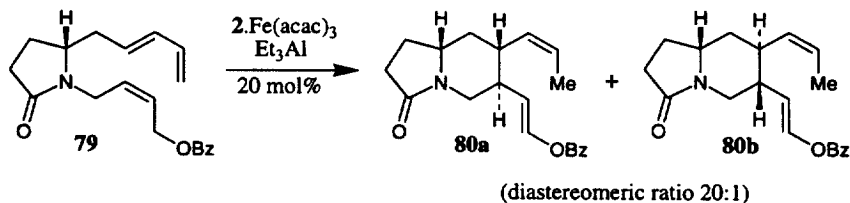
ligand **6** was less chemo- and enantioselective than the trans-ligand **7**. The ligand–metal complex of trans-bis(oxazoline) **7** and $\text{Mg}(\text{ClO}_4)_2$ afforded the intramolecular ene product **77** as the major product at room temperature and the enantioselectivity was determined to be 88% ee. The cis-bis(oxazoline) **6**-derived catalyst also provided **77** as the major product; however the enantioselectivity was substantially lower (51% ee).



Scheme 18.

Takacs et al. reported a Fe–bis(oxazoline) complex mediated ene-carbocyclization of trienes to the corresponding cyclic lactam with high diastereoselectivity and isolated yield.⁴⁰ As depicted in Scheme 19, treatment of (\pm)-lactam **79** with 20 mol% Fe–bis(oxazoline) complex derived from 0.2 equivalent of $\text{Fe}(\text{acac})_3$, 3 equivalents of Et_3Al and 1 equivalent of bis(oxazoline) **2** afforded the cyclized

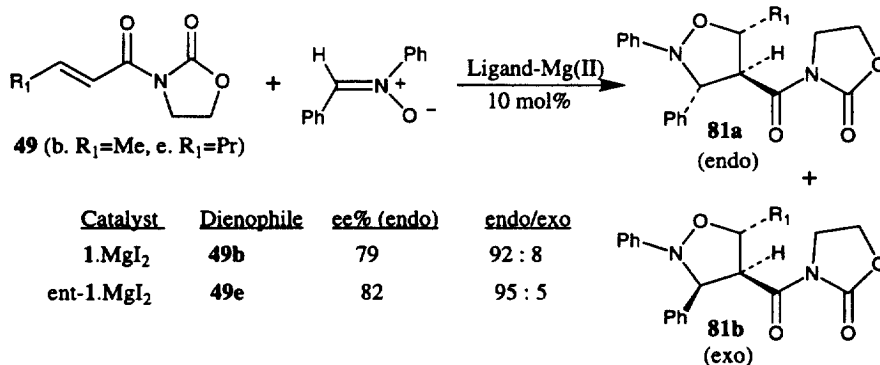
product **80a** diastereoselectively (selectivity **80a:80b** >20:1). However, the cyclization product **80a** was obtained as a racemic mixture. Using this carbocyclization strategy, the alkaloid (–)-protoemetinol has been synthesized.^{40b}



Scheme 19.

5.3. 1,3-Dipolar cycloaddition

Complexes derived from magnesium(II) and chiral bis(oxazoline) ligands have been shown (Scheme 20) to catalyze the 1,3-dipolar cycloaddition of nitron with an α,β -unsaturated oxazolidinone with high endo selectivity as well as endo enantioselectivity.⁴¹ The chiral catalysts were prepared from MgI_2 , I_2 and ligands **1** and **3**. Reaction of crotonoyl oxazolidinone **49b** ($\text{R}_1=\text{Me}$) and benzylidenephénylamine N-oxide in the presence of phe-box **1** derived catalyst (10 mol%) at room temperature afforded endo cycloadduct **81a** selectively (92:8 ratio) in 72% yield after 24 hours and endo enantioselectivity was shown to be 79%. The reaction of hexenoyloxazolidinone **49e** ($\text{R}_1=\text{EtCH}_2$) with the ent-**1** ligand-derived catalyst is significantly slower than the alkene **49b**. After 14 days >95% conversion to product **81** was achieved. The cycloaddition reaction has exhibited excellent endo/exo selectivity as well as good endo-enantioselectivity (82% ee).

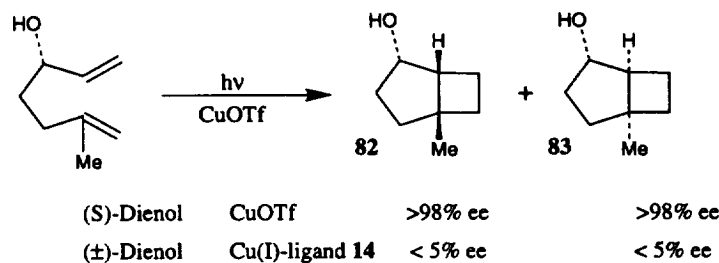


Scheme 20.

5.4. [2+2] Photochemical cycloaddition

Intramolecular [2+2] photocycloaddition of dienes has been investigated with chiral bis(oxazoline) and CuOTf derived catalysts (Scheme 21).⁴² Optically active (*S*)-hydroxy 1,6-diene undergoes smooth photocycloaddition in the presence of CuOTf to provide the bicyclo[3.2.0] heptane derivatives **82** and **83** in >98% ee. The same reaction was also investigated with racemic dienol in the presence of **14**· CuOTf complex. Interestingly, however, the reaction time is considerably increased and the enantioselectivity of the cycloadducts was shown to be less than 5%. Furthermore, it has been shown that if the metal/ligand

ratio exceeds two, no cycloaddition reaction takes place. The low enantioselectivity is due to low reactivity of the chiral copper complex compared to copper coordinated to solvent molecules. One possible explanation put forward for the low reactivity of the chiral-Cu(I) complex was that a charge transfer process between the chiral ligand and the copper occurred after excitation instead of between the copper ion and the reacting olefin.⁴²



Scheme 21.

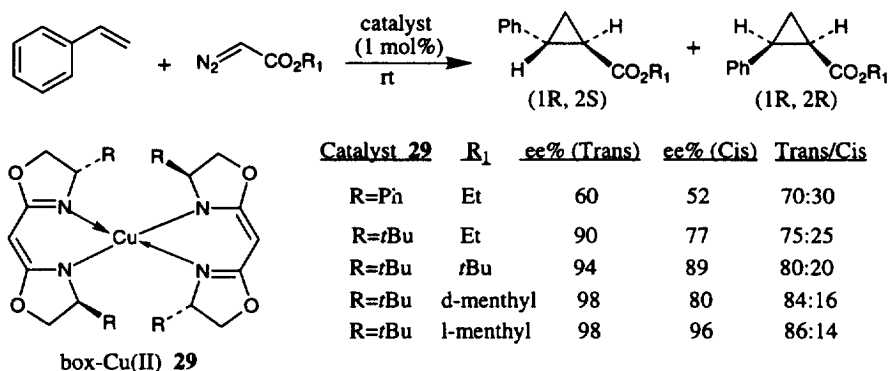
5.5. Cyclopropanation reactions

5.5.1. Intermolecular cyclopropanations

Pfaltz et al. have first demonstrated that the C_2 -symmetric chiral semicorrin-Cu(I) complexes are excellent catalysts for enantioselective cyclopropanation of olefins with α -diazo esters.^{8,13} Depending upon the substituents on the semicorrin and the choice of diazo compound, high enantioselectivities (92 to 97% ee) were observed. One major drawback of the semicorrin ligands is that the preparation of the ligands involves multistep synthesis and only one enantiomer is generally available.^{8b} However, the C_2 -symmetric bis(oxazoline) ligands can be prepared in both enantiomeric forms and the synthesis is straightforward. Enantioselective cyclopropanation reactions with various metal salts and chiral bis(oxazoline) ligand derived catalysts were independently investigated by a number of research groups.^{13,15,43,46,52,53} As a result of their efforts, Cu-bis(oxazoline) and Ru-py-box complexes have emerged as excellent catalysts for enantioselective cyclopropanation of olefins.

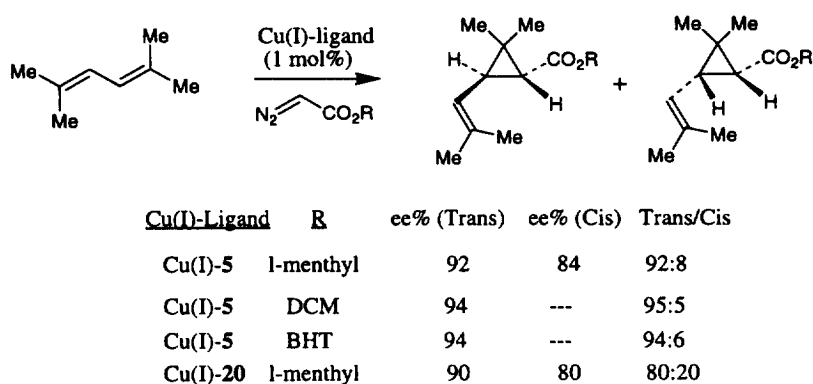
In 1990, Masamune et al. demonstrated the catalytic potential of bis(oxazoline)-copper(II) complexes **29** in enantioselective cyclopropanation of a variety of olefins.¹⁵ The bis(oxazoline) ligands were designed based on the semicorrin platform pioneered by Pfaltz and co-workers.^{8b} The bis(oxazoline)-Cu(II) complexes **29** were prepared by reaction of 1 equivalent of CuCl_2 with 2 equivalents of lithio-bis(oxazoline) derivative obtained after deprotonation of the corresponding bis(oxazoline) ligand with $n\text{BuLi}$ in THF. The active Cu(I)-catalysts were obtained by reduction of the complexes with phenylhydrazine prior to the cyclopropanation reaction. As shown in Scheme 22, cyclopropanation of a model olefin, styrene, with ethyl diazoacetate proceeded at room temperature with excellent enantioselectivity for the trans-isomer using the complex **29** ($R=t\text{Bu}$) as a catalyst. The trans/cis diastereoselectivity, as well as enantioselectivity were further improved when (–)-menthyl diazoacetate was used. An excellent level of enantioselectivity was shown with mono-substituted, trans-disubstituted and terminal-disubstituted olefins.

For trisubstituted and unsymmetrical cis-1,2-disubstituted olefins, catalysts derived from ligands **5** and **20** provided excellent results and the utility of this methodology was demonstrated through the synthesis of trans-chrysanthemic acid (Scheme 23).^{15b} The sterically hindered diazoacetates, such as 2,6-di-*tert*-butyl-*p*-tolyl (BHT) and dicyclohexylmethyl (DCM) diazoacetate have exhibited the best results.



Scheme 22.

However, the DCM-ester is more convenient to use since it can be removed under standard hydrolytic conditions unlike the BHT-ester.

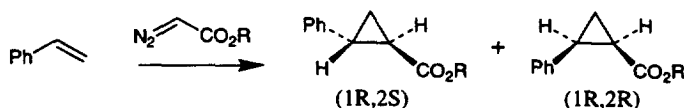


Scheme 23.

Evans and co-workers have shown that the bis(oxazoline) ligands and Cu(OTf) complexes are excellent catalysts for enantioselective cyclopropanation of mono- and 1,1-disubstituted olefins.⁴³ Unlike the Masamune conditions, the active catalyst was prepared by treatment with neutral bis(oxazoline) ligands and CuOTf. The cyclopropanation was carried out at ambient temperature and almost complete enantioselectivity (>99% ee) was observed with the bu-box-3 derived catalyst. Cyclopropanation of 1,1-disubstituted olefins with ethyl diazoacetate also proceeded with almost complete enantioselectivity.^{43a}

The ligand-metal complex of CuOTf and bis(oxazoline) ligands **24b** and **25** on biphenyl and binaphthyl backbones, respectively were also shown to catalyze the intermolecular cyclopropanation reactions (Scheme 24).^{44a,b} The reactions of α -diazoesters with styrene afforded the corresponding cyclopropane in moderate to high ee. The ligand **25** is more effective in providing better enantioselectivities than ligand **24b**. The use of 2 mol% catalyst derived from ligand **25** afforded the cyclopropane derivatives up to 97% ee.^{44b} Bis(oxazoline) ligands **21–23** on a tartaric acid backbone have been synthesized and their complexes with Cu(OTf) have also furnished good to excellent enantioselectivity in the cyclopropanation of styrene.^{17,45} In general, the bulkier diazoesters have shown improved enantioselectivities as well as cis/trans diastereoselectivities.

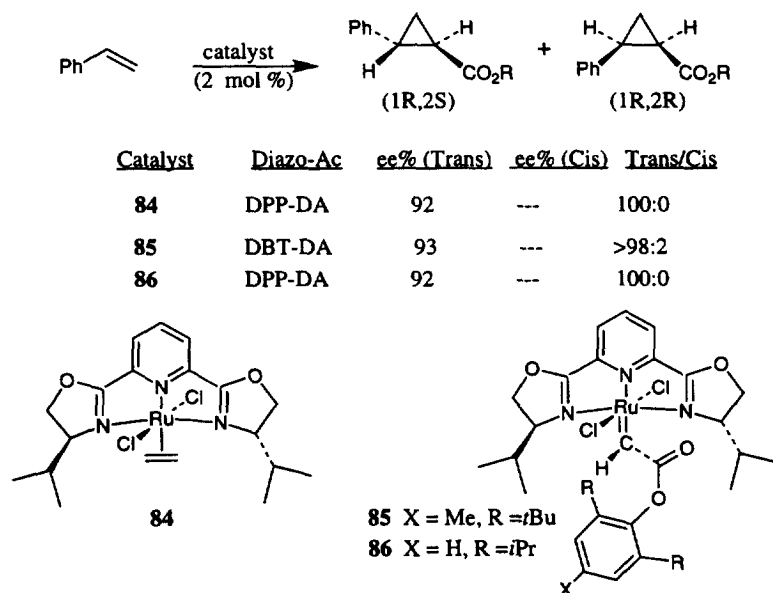
Nishiyama et al. have shown that chiral ruthenium(II)-py-box complexes are excellent catalysts for the enantioselective asymmetric cyclopropanation of styrene with several diazoacetates.⁴⁶ The py-box ligand **18**-derived catalyst was prepared by reaction of **18** with the $\text{RuCl}_2(p\text{-cymene})$ complex in the



Ligand	R	ee% (Trans)	ee% (Cis)	Trans/Cis	Ref.
3	Et	99	97	73:27	43a
3	<i>t</i> Bu	96	93	81:19	43a
3	BHT	99	---	94:6	43a
22	l-menthyl	89	89	85:15	45a
24b	l-menthyl	84	92	81:19	44a
25c	l-menthyl	95	97	68:32	44b

Scheme 24.

presence of an ethylene atmosphere (Scheme 25). The resulting complex **84** was purified by silica gel chromatography at 0°C using CH₂Cl₂ and MeOH as the solvent system. The reaction of **84** with 2,6-di-*tert*-butyltolyl diazoacetate (DBT-DA) and 2,6-di-isopropylphenyl diazoacetate (DPP-DA) in benzene at 50°C provided the stable complexed **85** and **86**, respectively. The reaction of **85** or **86** with styrene under stoichiometric conditions proceeded at 60°C affording the trans-isomer exclusively in 55% and 97% ee, respectively (80–82% yield). The cyclopropanation reaction under catalytic conditions (2 mol% catalyst) provided 92–93% ee with styrene. The Ru–py-box complexes **84** and **86** are excellent catalysts for enantioselective cyclopropanation of styrene and a variety of other olefins. For example, 1-heptene, 1,1-diphenylethylene and 4-methyl-1,3-pentadienes provided the corresponding cyclopropanes in 99%, 68% and 98% ee, respectively. Isolation of the carbene complex **86** and its ability to catalyze cyclopropanation reactions with diazoacetate provided mechanistic evidence that the reaction proceeds through the carbene via asymmetric carbene transfer to olefin.

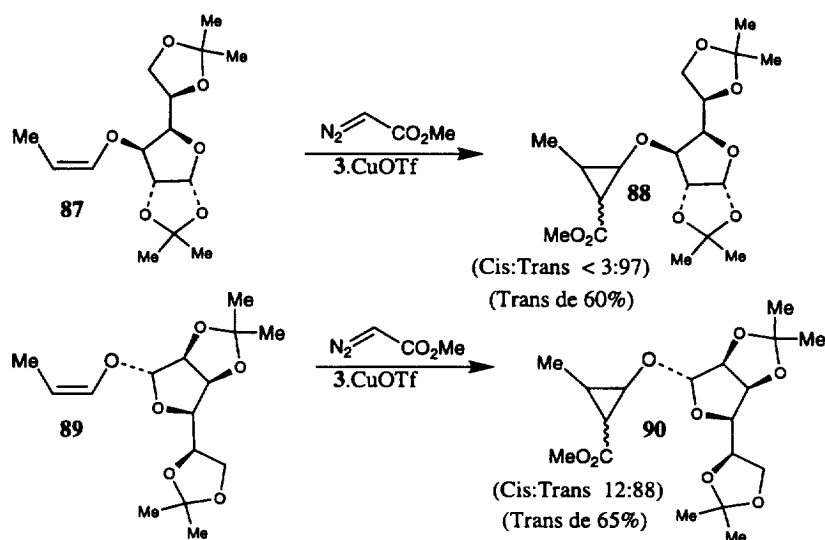


Scheme 25.

Unlike Ru–py-box complexes, the Cu–py-box complexes have shown very poor enantioselectivity (maximum of 35% ee for the trans-cyclopropanation product) in the cyclopropanation of styrene

with ethyl and *tert*-butyl diazoesters.⁴⁷ Although the *cis*/*trans* diastereoselectivity is very poor, the reaction yields were excellent. The py-box–copper complex has also been shown to catalyze the [4+2] cycloaddition process but no enantioselection was observed.⁴⁷

Cyclopropanation of both chiral and achiral enol ethers was examined with the **3**·CuOTf-derived complex (Scheme 26).⁴⁸ Treatment of a glucose derived enol ether **87** with diazomethyl acetate in the presence of **3**·CuOTf complex at 20°C afforded the cyclopropanation product **88** (74% yield) with excellent *cis*/*trans* diastereomeric ratio but moderate *trans*-enantioselectivity. The use of bulky *t*-butyl diazoacetate gave similar results but in reduced yield (32%). The mannose derived enol ether **89** furnished **90** with a similar level of *trans*-diastereoselectivity. The use of Cu(acac)₂ as a catalyst gave a 83:17 mixture of *trans*:*cis* diastereomer but very poor enantioselectivity for the *trans* isomer. The achiral enol ethers (*tert*-butyl, isopropyl and trimethylsilyl) afforded the corresponding cyclopropane derivatives in moderate yields (39–54%) and high *trans*:*cis* selectivity (>97:3) but the *trans*-enantioselectivity was poor (32–49% ee).

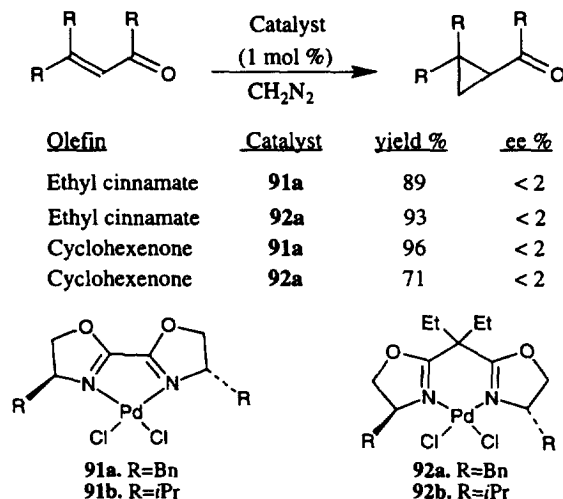


Scheme 26.

Recently, Denmark et al. reported the chiral bis(oxazoline)–Pd(II)-catalyzed cyclopropanation of electron-deficient olefins with diazomethane (Scheme 27).⁴⁹ The reaction of a number of α,β -unsaturated carbonyl compounds with 2–4 equivalents of diazomethane at 0°C in the presence of 1 mol% Pd-box complexes **91** derived from ligands **12** and **14** afforded excellent yields of the corresponding cyclopropane derivatives. However, in all cases, the product was obtained in a racemic form. The Pd-box complexes derived from substituted methylene box-ligands **92** also provided an excellent yield of racemic cyclopropanes. In a control experiment it has been demonstrated that diazomethane alone did not provide cyclopropane at 0°C after several hours. The lack of enantioselectivity is possibly due to partial or complete ligand dissociation from the palladium, taking place prior to the cyclopropanation reaction.

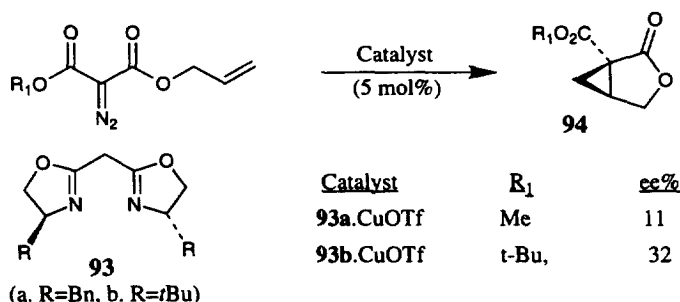
5.5.2. Intramolecular cyclopropanations

Koskinen and Hassila investigated intramolecular cyclopropanation of allyl diazomalonate esters catalyzed by **93**·CuOTf-derived complexes (Scheme 28).⁵⁰ The reaction proceeded at 65°C affording the corresponding cyclopropanolactone derivative **94** in 72–73% yield. However, the enantioselectivity



Scheme 27.

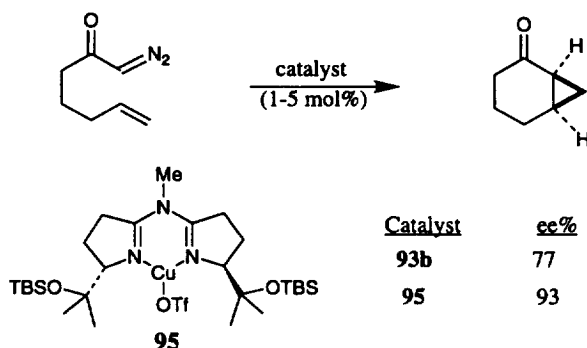
of the cyclopropanation products was very low (~32% ee). Control studies have shown that below 65°C, the carbene complex decomposed very slowly and increasing amounts of side products were formed. Higher reaction temperatures (85°C) resulted in the completion of the reaction in 3 hours but the enantioselectivity dropped to 15% ee (R=*t*Bu).



Scheme 28.

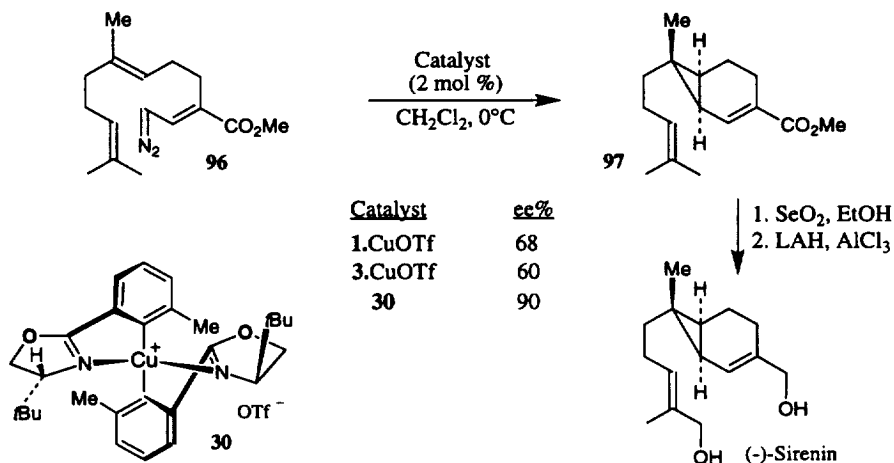
Pfaltz et al. have examined the intramolecular cyclopropanation of various diazoketones with ligand–metal complexes of **93b** (R=*t*Bu) and CuOTf as well as aza-semicorrin derived complex **95** (Scheme 29).⁵¹ The bis(oxazoline) derived catalysts exhibited considerably lower ee (77% ee) compared to the aza-semicorrin derived catalyst **95** (93% ee) in the process. Intramolecular cyclopropanation of a number of substituted diazoketones has also been examined. However, observed enantioselectivities were much lower than with unsubstituted diazoketones.

During the enantioselective synthesis of the chemotactic factor (–)-sirenin, Corey et al. developed a highly effective chiral catalyst for the enantioselective intramolecular cyclopropanation of the diazo ester **96** (Scheme 30).⁵² The catalyst was prepared from optically active biaryl bis(oxazoline) ligand **24b** and CuOTf. Unlike other Cu–bis(oxazoline) complexes, the ligand–metal complex **30** is stable in air as well as in solution. The monomeric catalyst structure was determined by X-ray crystallographic studies and the N–Cu–N angle was determined to be 134° in the solid state. The unusual stability of the complex is attributed to the 134° N–Cu–N angle in a 9-membered chelate. Evidently, the monomeric triflate ion pair is the active component of the catalyst. As shown, treatment of diazo ester **96** with 2 mol% of catalyst **30** in CH₂Cl₂ at 0°C for 3 h afforded the bicyclic ester **97** in 90% ee. Enantiomerically



Scheme 29.

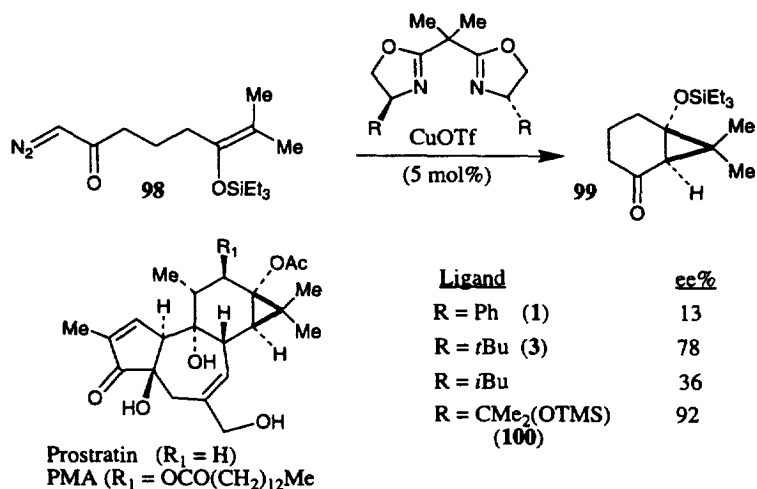
pure **97** was obtained in 77% yield after purification on a preparative Chiracel OD column. A variety of other known bis(oxazoline)–Cu complexes were examined for this cycloaddition process however, much lower enantioselectivity was observed (4–68%). The bicyclic cycloadduct **97** was converted into optically active (–)-sirenin in a two step sequence.



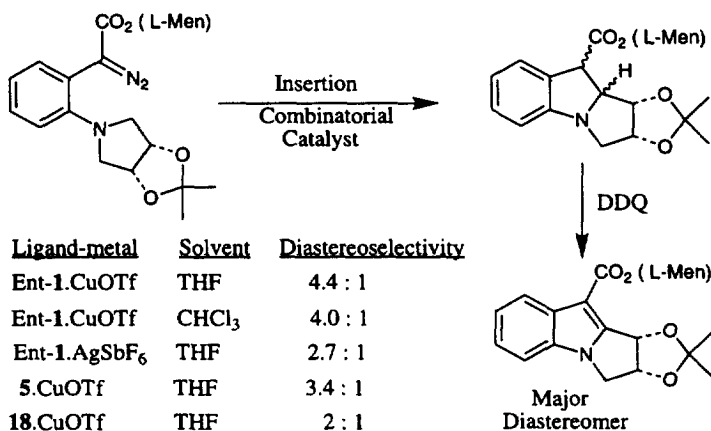
Scheme 30.

Shibasaki and co-workers have constructed the CD ring skeleton of prostratin via intramolecular cyclopropanation of silyl enol ether **98** using Cu(I)–bis(oxazoline) complexes (Scheme 31).⁵³ The catalysts derived from CuOTf and phe-box **1** and bu-box **3** ligands afforded the cyclopropane derivative **99** in 13% and 78% ee, respectively. The bis(oxazoline) ligand **100** derived from L-serine furnished the cycloadduct in 92% ee and a 70% isolated yield.

An interesting enantioselective C–H insertion reaction of diazoesters has been investigated in which a high throughput catalyst screening was utilized (Scheme 32).⁵⁴ In this screening process, ninety six potential catalytic systems with numerous metal salts and a variety of ligands including chiral bis(oxazoline) ligands ent-**1**, **5** and **18** were examined. The best diastereoselectivity and yields were obtained with a catalyst derived from CuOTf and ent-**1**. Also, a comparable level of diastereoselectivity was observed with ent-**1**·AgSbF₆-derived complex which is unique and unprecedented in insertion reactions. Influence of the solvent on diastereoselectivity has also been studied and THF was found to be a better solvent than CHCl₃.



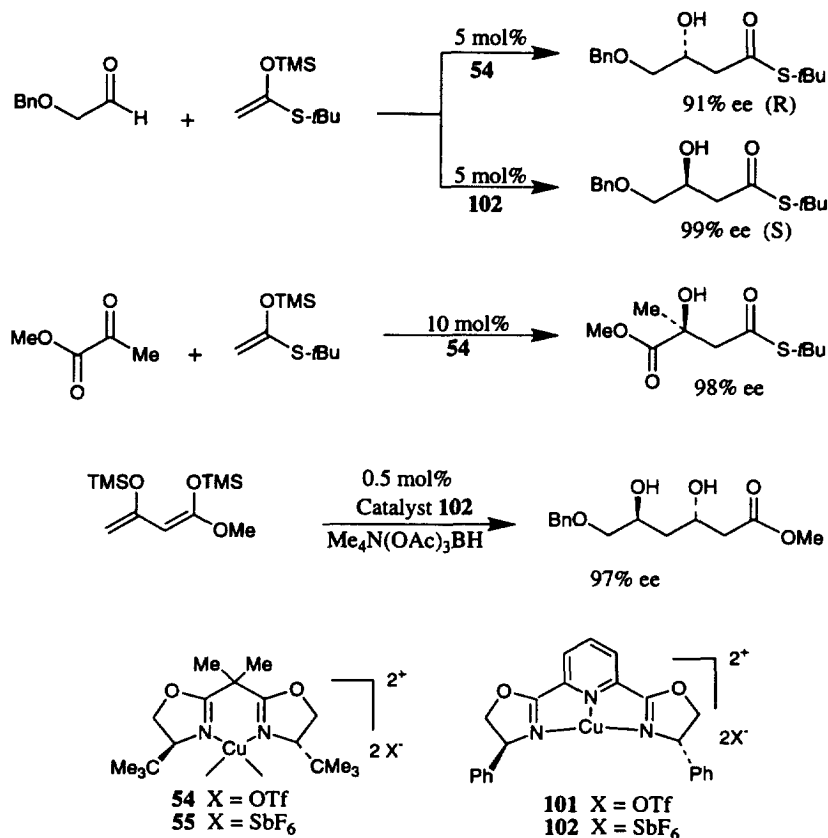
Scheme 31.



Scheme 32.

5.6. Mukaiyama aldol reactions

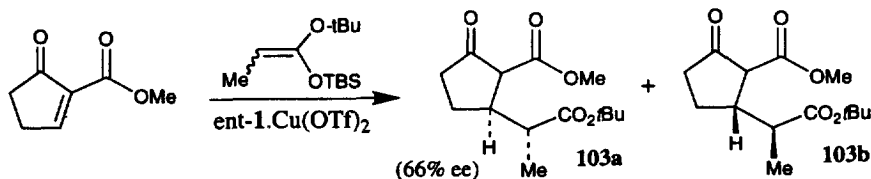
Mukaiyama aldol reactions of silylketene acetals and benzyloxy acetaldehyde catalyzed by chiral bis(oxazoline)-Cu(II)-derived complexes have been investigated by Evans and co-workers.^{55a} Among various bis(oxazoline)-Cu(II) complexes (**54**, **55**, **101** and **102**) examined, py-box·Cu(II) hexafluoroantimonate **102** afforded the Mukaiyama aldol products with an exceptionally high level of enantioselectivity and isolated yields. As shown in Scheme 33, reaction of ketene acetals derived from *t*-butyl thioacetate and benzyloxyacetaldehyde with 5 mol% catalyst derived from bis(oxazoline)-Cu(II) complex **54** furnished the corresponding aldol product in 91% ee (*R*-isomer). The same reaction in the presence of metal-ligand complex **102** resulted in the reversal of enantioselectivity affording the aldol product in 99% ee. The reaction of ketene acetals and pyruvate esters in the presence of a 10 mol% catalyst **54** also furnished the corresponding aldol product in excellent enantiomeric excess (98%).^{55b} Reaction of Chan's diene⁵⁶ proceeded with 0.5 mol% of the catalyst providing the corresponding aldol product which was reduced stereoselectively with Me₄N[B(OAc)₃H]⁵⁷ to yield the anti-diol as the major product (anti:syn ratio 15:1, major anti-ester 97% ee).



Scheme 33.

5.7. Mukaiyama–Michael addition reactions

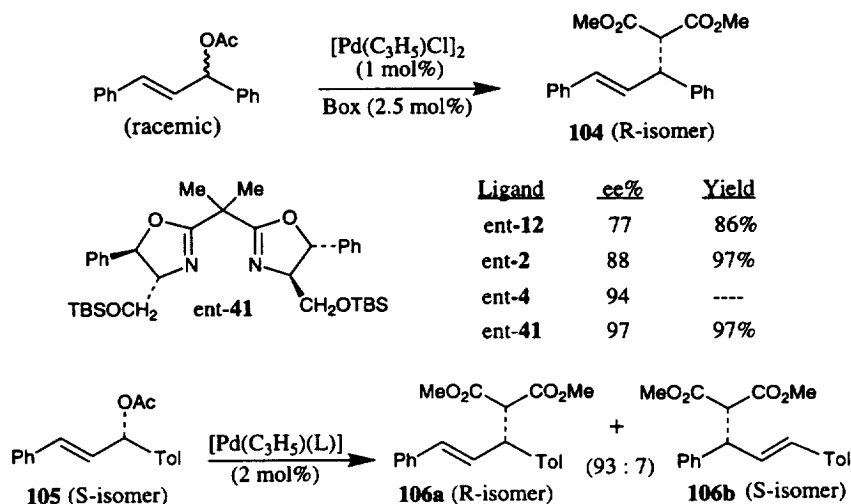
Bernardi and co-workers have examined bis(oxazoline)–Cu(II) complex promoted Mukaiyama–Michael addition of propionate silyl ketene acetals to carbomethoxy cyclopentenone (Scheme 34).⁵⁸ In the presence of stoichiometric quantities of bis(oxazoline)–Cu(II) complexes, the reaction provided a moderate level of enantioselectivity (11–66% ee). A pronounced counterion effect was observed in the reaction. Among various ligand–metal complexes investigated, the catalyst derived from Cu(OTf)₂ and ent-1 ligand has shown the optimum level of asymmetric induction in the process (66% ee for product **103a**). The use of Cu(SbF₆)₂ and ent-1 ligand resulted in reversal of enantioselectivity (60% ee for product **103b**). The use of a catalytic amount of chiral ligand caused a drop in ee as well as product yield.



Scheme 34.

5.8. Allylic substitution reactions

Pfaltz and co-workers have demonstrated that Pd-bis(oxazoline) complexes are excellent catalysts for allylic substitution reactions (Scheme 35).^{13,59} The reaction of racemic 1,3-diphenyl-2-propenyl acetate with dimethyl malonate was studied in the presence of 1 to 2 mol% palladium-bis(oxazoline) complexes derived from a number of bis(oxazoline) ligands including ent-2, ent-12 and ent-41. Ligand ent-41 has shown excellent enantioselectivity of 97% with near quantitative isolated yield (97%) of substitution product **104**.



Scheme 35.

To rationalize the stereochemical outcome, enantiomerically pure (*S,E*)-1-(4-tolyl)-3-phenylprop-2-enyl acetate **105** was subjected to allylation reaction with dimethyl malonate. Consistent with other Pd-catalyzed allylic alkylations, it was shown that the ent-2-derived catalyst, the reaction proceeded with syn displacement of the acetate providing the syn-substitution product **106a** as the major isomer (ratio 93:7).⁶⁰ Furthermore, Pfaltz and co-workers have prepared and isolated the actual complex **32** which is involved in the catalysis (Fig. 5).⁵⁹ It was demonstrated that both the complex **32** and the catalyst prepared in situ from $\{Pd(\eta^3-C_3H_5)Cl\}_2$ and ent-2 ligand, have provided the same enantioselectivity. A rationale for the preferential attack of the nucleophile on one of the allylic termini was provided based on the X-ray crystal structure data and NMR studies of the complex **32**. As was observed in the crystal structure, the Pd–C(24) bond is significantly longer than the Pd–C(26) bond. This is likely due to steric repulsion between the allylic C(24)–Ph-group and the adjacent benzyl side chain of the bis(oxazoline) ring. Further evidence of weakening of the C(24)–Pd bond was provided by ¹³C-NMR in which C(24) resonance was shifted to higher frequency. Thus, consistent with the product absolute configuration, it is apparent that the nucleophilic attack proceeds through path *a* wherein the C(24)–Pd bond is longer and more reactive.

Palladium catalyzed asymmetric alkylations have also been studied with a series of chiral bis(oxazoliny) ferrocene ligands **26** (R=*i*Pr, *t*Bu).^{61,62} With dimethyl malonate as the nucleophile, excellent enantioselectivity was observed (up to 99% ee) for racemic (*E*)-1,3-diphenylprop-2-enyl-1-acetate. The best enantioselectivity of 63% ee was obtained with racemic (*E*)-1,3-methylprop-2-enyl-1-acetate. The substituent on the bis(oxazoline) ligands **26** (R=*i*Pr, *t*Bu) has shown influence on the product enantios-

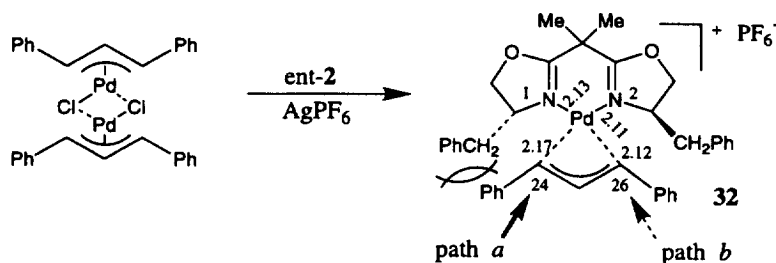
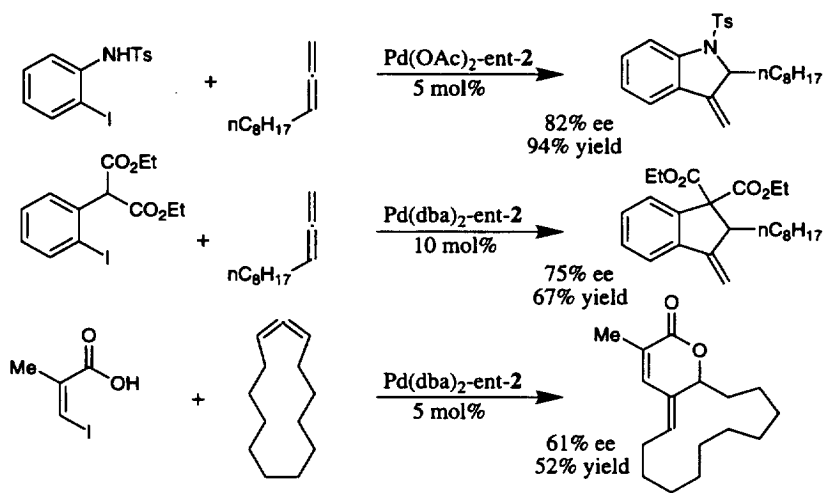


Fig. 5.

electivity. The bulky *t*-butyl substituent exhibited enantioselectivity of 99% compared to the isopropyl substituent which has shown 96% ee.

Larock and co-workers have investigated palladium–bis(oxazoline) complex catalyzed intramolecular enantioselective allylic substitution reactions of structurally complex systems (Scheme 36).⁶³ Hetero and carboannulation of a number of allenes with a variety of aryl or vinyl iodides afforded the product with enantioselectivity up to 82% and excellent isolated yields. Bis(oxazoline) ligands that form six-membered chelates with palladium tend to provide higher ee than five-membered chelates. Among the various bis(oxazoline) ligands examined, *ent*-2 ligand provided the optimum results. The observed regioselectivity of the reaction was very high and even better than their earlier reported procedure using PPh_3 as the ligand.⁶⁴



Scheme 36.

Currently, the absolute configurations of the annulation products are undetermined. However, based on the possible metal complex in the transition states (Fig. 6), it has been hypothesized that the steric interaction between the benzyl side chain of the *ent*-2 ligand and the terminal alkyl substituents of the π -allylpalladium intermediates lead to the observed enantioselection.

Palladium catalyzed asymmetric intra and intermolecular bis(alkoxycarbonylation) of homoallylic alcohols was investigated by Ukaji and co-workers.⁶⁵ The Cu(I) and Pd(II)-catalyzed reaction of homoallylic alcohols under atmospheric pressure of carbon monoxide and oxygen provided optically active γ -butyrolactones **108** in 0–65% ee. The reaction was carried out with 2 mol% of $\{\text{Pd}(\eta^3\text{-C}_3\text{H}_5)\text{Cl}\}_2$, 5 mol% of CuOTf and 8 mol% of a bis(oxazoline) ligand. Among the various bis(oxazoline) ligands examined, *bn*-box **12** provided the best enantioselectivity (65% ee). Other bis(oxazoline) ligands such as

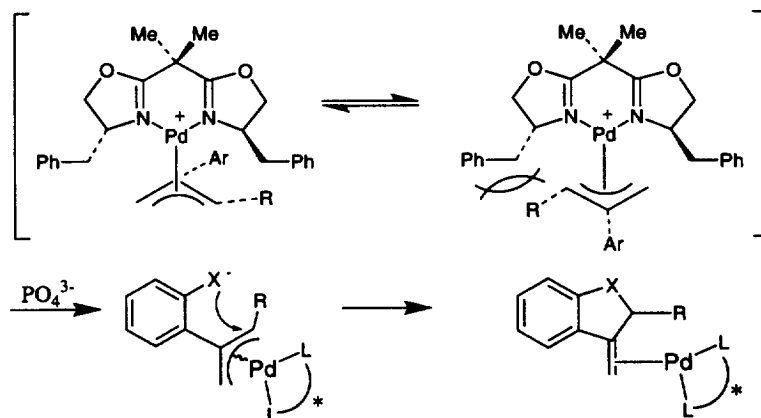
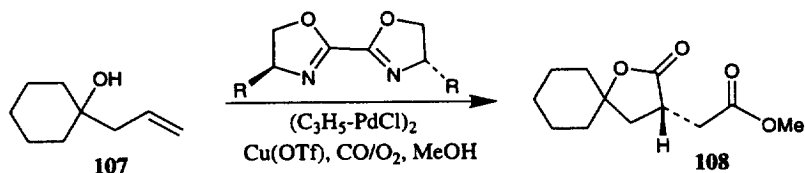


Fig. 6.

ent-**11** ($R=\text{Ph}$), **13** ($R=t\text{Bu}$) and **14** ($R=i\text{Pr}$) are less effective (Scheme 37). The influence of solvent polarity was examined and it was found that a 1:1 mixture of THF and MeOH afforded maximum enantioselectivity (65%). The reaction has also been examined with other phosphine ligands such as (+)-DIOP, (+)-BINAP and diethyl tartrate as the ligand, however, the corresponding lactones were obtained in <10% ee.



Ligand	ee%	Yield
ent- 11 ($R=\text{Ph}$)	0	64%
12 ($R=\text{Bn}$)	65	57%
13 ($R=t\text{Bu}$)	18	65%
14 ($R=i\text{Pr}$)	46	53%

Scheme 37.

The stereochemical outcome of the formation of lactone **108** can be explained by assuming that CuOTf reacts with the Pd-complex **A** to set up cationic transition states **B** and **C** in which palladium is expected to coordinate strongly with the olefinic π -system (Fig. 7). Between these transition states, the reaction is likely to proceed through transition state **B** since the steric effects between the substituent in the homoallylic alcohol and bis(oxazoline) side chain would disfavor transition state **C**.

5.9. Allylation and addition reactions

Chiral bis(oxazoline)- $\text{Zn}(\text{II})$ complex promoted enantioselective free radical carbon–carbon bond forming reactions have been recently demonstrated by Porter and co-workers (Scheme 38).⁶⁶ The reaction of *N*-acryloyl-*N*-oxazolidinone **49a** with cyclohexyl or *tert*-butyl iodide and allyltributylstannane at -78°C in the presence of a stoichiometric amount of ligand–metal complex derived from phe-box **1** and $\text{Zn}(\text{OTf})_2$ afforded the α -allylation product **109** enantioselectively (34–90% ee) with good to excellent isolated yields (55–92%). The reactions were typically initiated with triethylborane, a low-

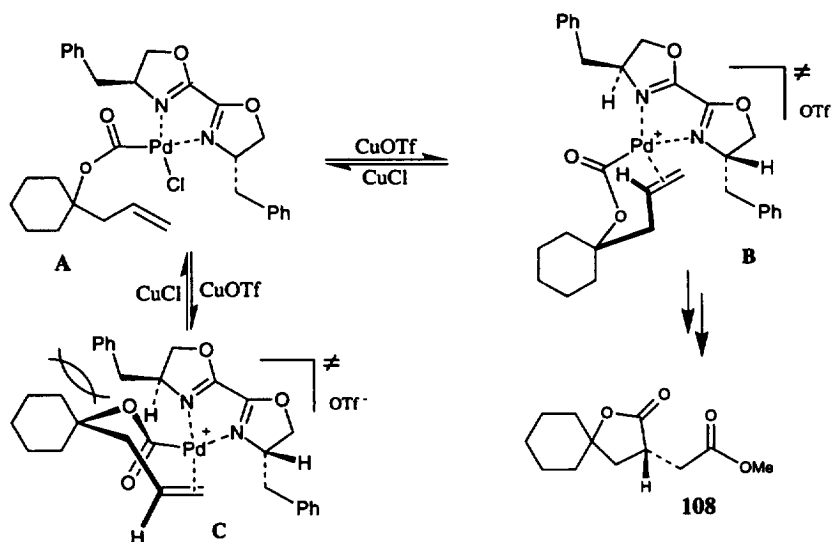
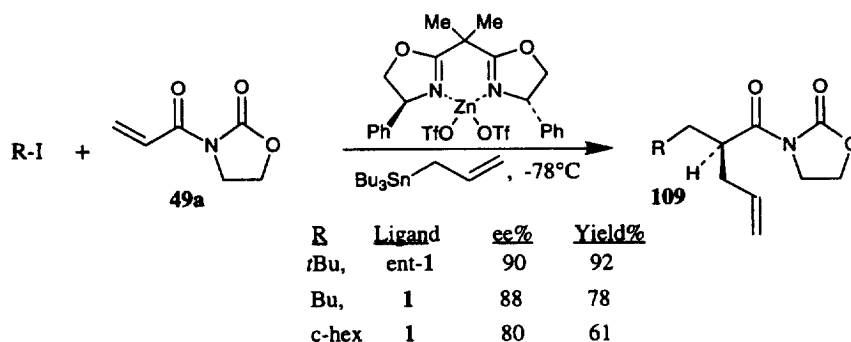


Fig. 7.

temperature radical initiator. The reaction proceeds by activation of the alkene by chiral Lewis acid towards nucleophilic addition of *tert*-butyl or cyclohexyl radical followed by stereoselective addition and fragmentation reaction of the intermediate radical with the allyltributylstannane. The phe-box ligand 1 has shown best enantioselectivities and isolated yields.



Scheme 38.

The stereochemical outcome of the α -allylation product can be rationalized by a catalyst complex model similar to that proposed by Corey and Ishihara for the enantioselective Diels–Alder reaction (Fig. 8).^{14b} In this model, the *s*-cis conformation of the α -amidyl radical is preferred for steric reasons.⁶⁷ The preferred *Si*-face attack leads to the observed product stereochemistry.

Chiral bis(oxazoline) derived Lewis acid promoted free radical conjugate additions to β -substituted α,β -unsaturated-N-oxazolidinone derivatives have also been investigated by Porter and Sibi and co-workers.^{68a} Stoichiometric amounts of metal–ligand complexes derived from a number of box-ligands and a variety of Lewis acids including MgBr_2 , MgI_2 , $\text{Mg}(\text{OTf})_2$, $\text{Mg}(\text{ClO}_4)$ and $\text{Zn}(\text{OTf})_2$ were examined and the observed enantioselectivity of the product **110** ranged from 37–82% (Scheme 39). A dramatic improvement in enantioselectivity (up to 97% ee) was achieved under stoichiometric conditions when the aminoindanol derived conformationally constrained inda-box ligands **9** and **10** were utilized.^{68b} As demonstrated by Sibi et al., a substoichiometric amount of catalyst (5–30 mol%) derived from MgI_2 and

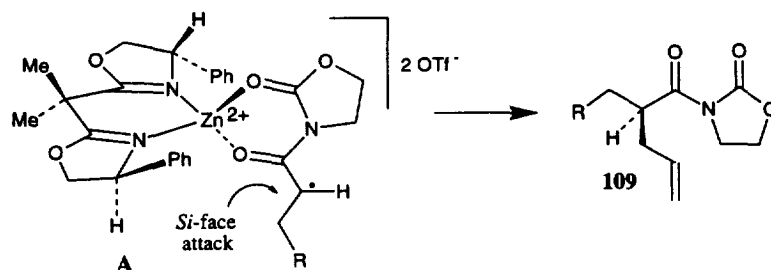
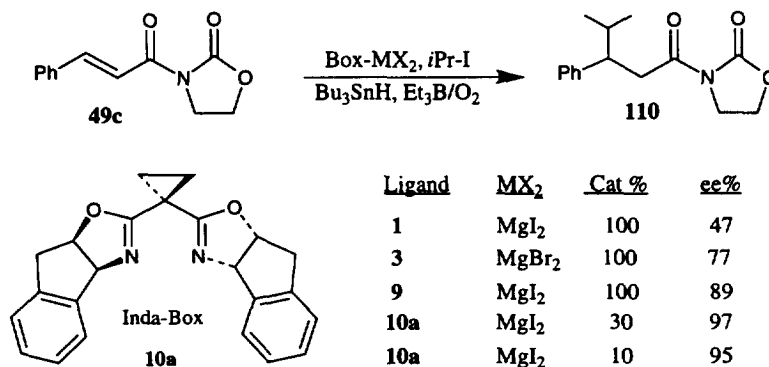


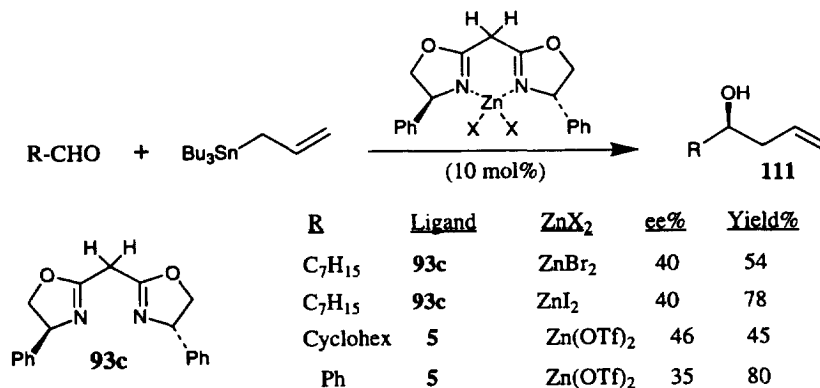
Fig. 8.

inda-box **10a** at -78°C retained an excellent level of enantioselectivity (90–97% ee) and isolated yields (83–95%).^{68b} The reaction with 30 mol% catalyst at room temperature also provided an excellent level of enantioselectivity (93% ee) and the product was obtained in 87% isolated yield.



Scheme 39.

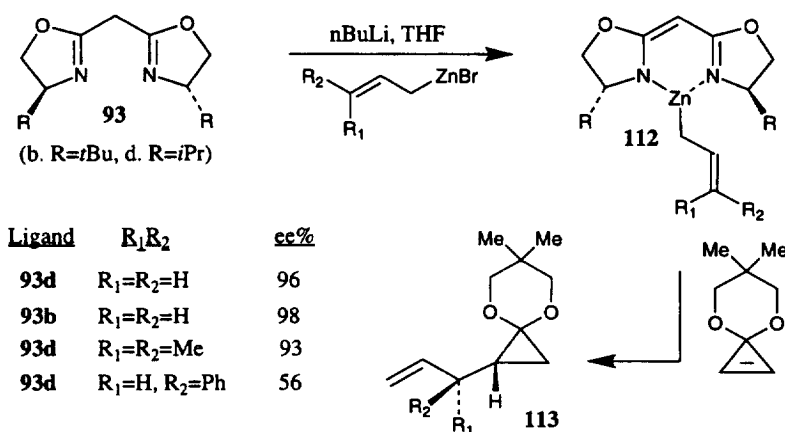
The allylation of aldehydes promoted by chiral bis(oxazoline)–metal complex has been investigated by Cozzi and co-workers.⁶⁹ The reaction of aliphatic and aromatic aldehydes with allyl tributyltin in the presence of a variety of metal–bis(oxazoline) complexes were examined (Scheme 40). Among the metal salts, zinc halides and $\text{Zn}(\text{OTf})_2$ have shown the optimum results with chiral bis(oxazoline) ligands **5** and **93c**. The observed enantioselectivities of the allylated product **111** were in the range of 40–46% ee.



Scheme 40.

Nakamura and co-workers have investigated chiral bis(oxazoline) promoted enantioselective allylzincation of cyclopropene acetals (Scheme 41).^{70a} Chiral allylzinc reagents **112** ($\text{R}_1=\text{R}_2=\text{H}$) were prepared

by reaction of allylzinc bromide (obtained from activated zinc and allyl bromide) and lithiated chiral bis(oxazoline) derived from bis(oxazoline) and *n*BuLi in THF. The chiral allylzinc reagent readily reacted with cyclopropene acetals at room temperature to provide the allylcyclopropane derivative **113** enantioselectively. Chiral ligands with isopropyl and *tert*-butyl side chains were the most effective, providing up to 98% ee in the corresponding carbometallation product.



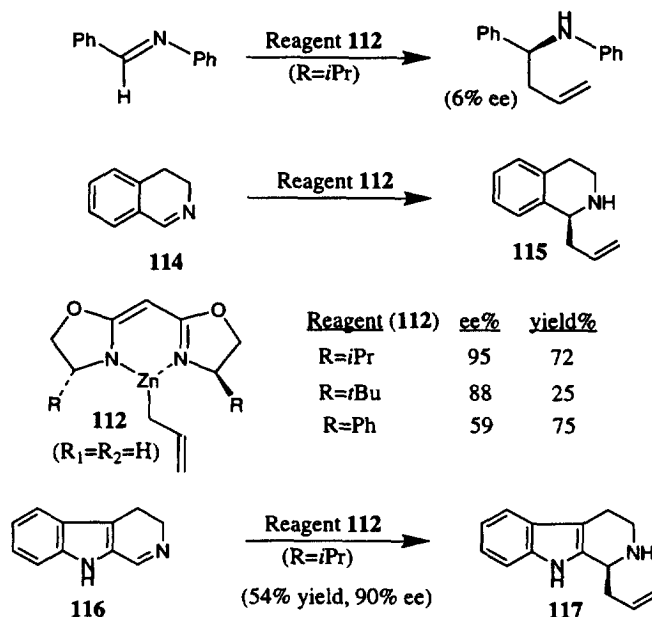
Scheme 41.

As shown in Scheme 42, the chiral allylzinc reagent **112** also reacted with cyclic aldimines **114** and **116** to afford the allylated secondary amines **115** and **117** enantioselectively (88–99% ee).^{70b} Reactions of acyclic E-benzaldehyde N-phenylimine with allylzinc reagent derived from ligand **93d** (R=*i*Pr) furnished the allylation product in 95% yield, but enantioselectivity was very poor (6%). In the case of cyclic imines, the bis(oxazoline) ligand **93d** derived reagent afforded the highest enantioselectivity whereas sterically bulkier bis(oxazoline) **93b** (R=*t*Bu) exhibited slightly lower enantioselectivity. The phe-box **1** derived catalyst has shown considerably lower ee (59%) with dihydroisoquinoline **114**.

The stereochemical course of allylation of imines can be rationalized on the basis of a hypothetical chair-like transition state model **A** in which steric interactions between the imine substituents and the substituent at C₄ of the bis(oxazoline) ligand are at a minimum (Fig. 9). The reaction of *Z*-aldimine will proceed through transition state model **A** over **B** because of steric interaction between the isopropyl side chain and the substituent on the aldimine. The model is consistent with the observed stereoselectivities of amines **115** and **117**.

Allylation of the oximes of α -ketoesters has been investigated by Hanessian and Yang using allylzinc–bis(oxazoline) complex **118** derived from phe-box ligand **93c** (Scheme 43).⁷¹ The oxime ethers derived from α -ketoesters were reacted with allylzinc reagent at -78°C in THF to afford the corresponding allyl glycine derivatives in very high ee. The bulky *tert*-butyl ester provided considerably higher ee (93%) than the isopropyl ester (67%). The reagents derived from other substituted bis(oxazoline) ligands such as ent-**93a** (R=Bn) or ent-**93b** (R=*t*Bu) have shown essentially no asymmetric induction. Allylzinc reagents obtained from methylallyl and 2-phenylallyl bromides also furnished the corresponding products with 92% and 87% ee, respectively. Interestingly, prenylzinc reagent afforded the γ -addition product in 94% ee and 62% isolated yield. To demonstrate the synthetic utility, the oxime ethers were converted to the corresponding BOC-derivatives **119** by a standard reaction sequence as shown in Scheme 43.

Denmark et al. have shown enantioselective additions of organolithium reagents to imines in the presence of C₂-symmetric chiral bis(oxazoline) ligands to give the amines **121** with high enantiomeric excess (up to 91% ee, Scheme 44).⁷² The addition of MeLi to benzaldehyde N-anisyl imine is extremely



Scheme 42.

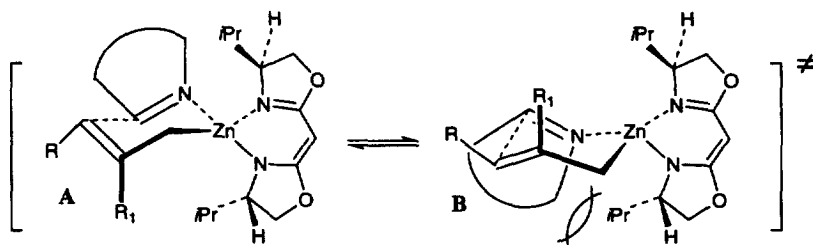
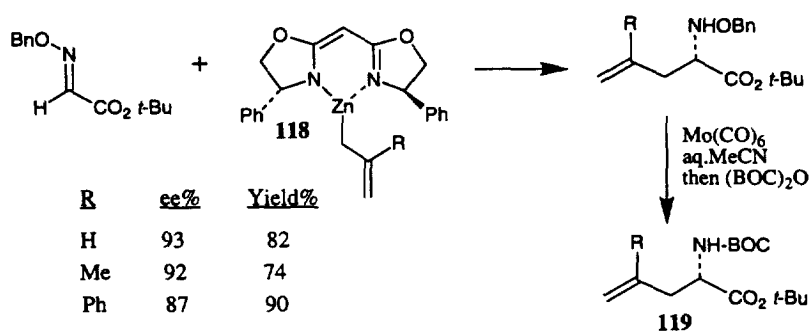


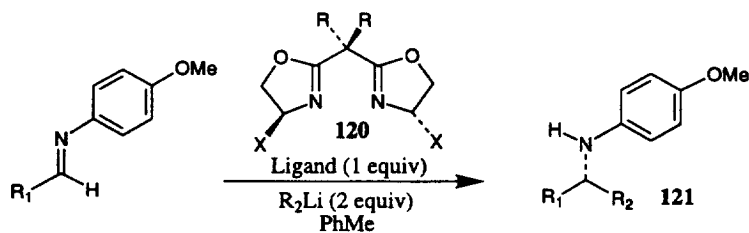
Fig. 9.



Scheme 43.

slow at -78°C , providing only 6% yield after 4 h. The presence of a stoichiometric amount of bis(oxazoline) ligand **120** substantially accelerated the addition reaction furnishing the amine **121** in high enantiomeric excess and isolated yields (82–96%). The use of a catalytic amount (10–20 mol%) of chiral bis(oxazoline) was also shown to provide the corresponding amine in excellent yield but the product enantioselectivity was slightly lower (Scheme 44). Among various box ligands examined, *tert*-butyl substituted ligands have shown the best results. For enolizable imines such as the imine derived

from phenylpropionaldehyde, the product enantioselectivity was lower for addition of *n*BuLi and PhLi compared to MeLi addition. However, stoichiometric and substoichiometric amount of addition of (–)-sparteine provided comparable results to MeLi additions (up to 91% ee for *n*BuLi addition).



Ligand (R, X)	R ₁	R ₂	ee%	Yield%
R=Et, X= <i>i</i> Bu	Ph	Me	75	95
R= <i>i</i> Bu, X= <i>i</i> Bu	Ph	Me	85	95
R=Et, X= <i>i</i> Bu	BnCH ₂	Me	91	96
R=Et, X= <i>i</i> Bu	BnCH ₂	Bu	69	86
R=Et, X= <i>i</i> Bu	BnCH ₂	Ph	30	82

Scheme 44.

5.10. Hydrocyanation of aldehydes

Corey and Wang have developed a conceptually intriguing protocol for the enantioselective synthesis of cyanohydrin trimethylsilyl ethers from various aliphatic and aromatic aldehydes.⁷³ The procedure utilizes two chiral bis(oxazoline) ligands, one to activate the aldehyde carbonyl through metal chelation and the other bis(oxazoline) to deliver the cyanide enantioselectively to the aldehyde as shown in Fig. 10. The metal–ligand complex **122** was prepared by reaction of bis(oxazoline) **93c** with *n*BuLi in THF and benzenesulfonyl cyanide to provide the corresponding cyanide which was reacted with an equivalent amount of *n*BuMgCl in ether. The ether was removed under reduced pressure to provide **122** which was subsequently dissolved in a mixture of CH₂Cl₂ and propionitrile for hydrocyanation of aldehydes.

The reaction of TMSCN and cyclohexane carboxaldehyde in the presence of 20 mol% catalyst complex provided the cyanohydrin TMS-ether **123** (R=cyclohexyl) in 65% ee (Scheme 45). The same reaction in the presence of 12 mol% of bis(oxazoline) **93c** as a co-catalyst enhanced the enantioselectivity

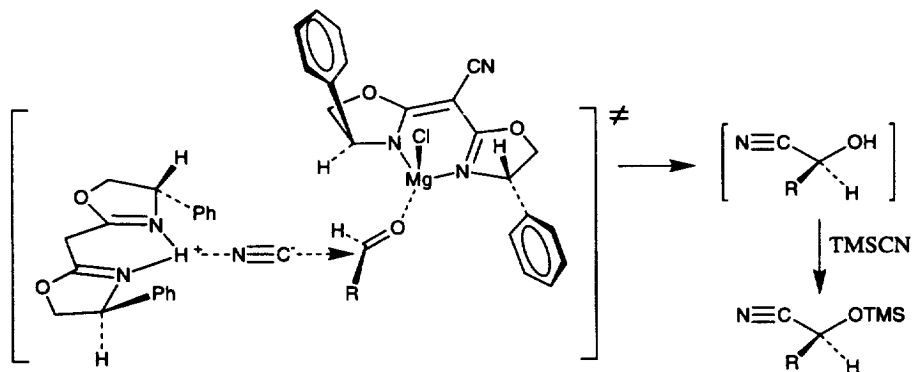
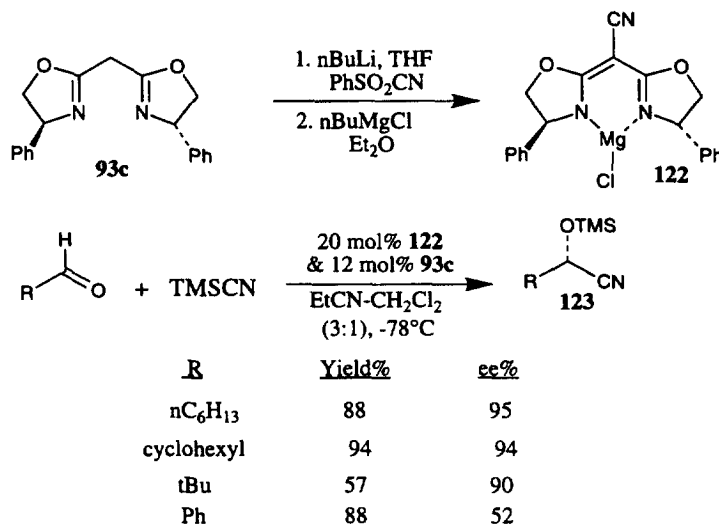


Fig. 10.

to 94% ee. The reaction in the presence of 12 mol% ent-**93c** ligand, however, afforded the cyanohydrin TMS-ether **123** in 38% ee thus demonstrating the mismatch influence of co-catalyst in the reaction. In general, a very high level of enantioselectivity was observed for aliphatic and non-conjugated aldehydes. The ees were lower for aromatic and α,β -unsaturated aldehydes.



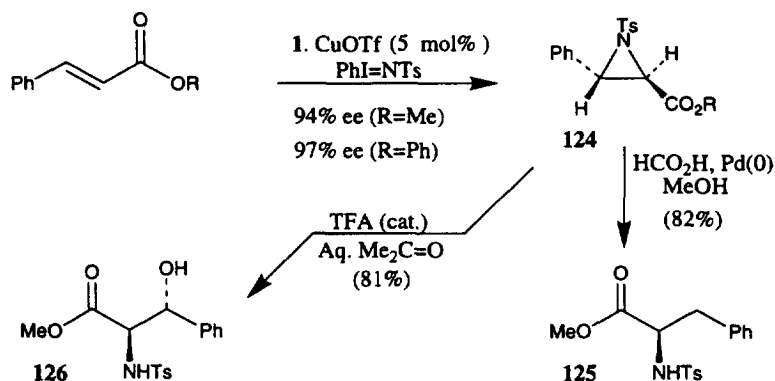
Scheme 45.

A py-box-AlCl₃ complex has been shown to catalyze trimethylsilylcyanation of aldehydes at room temperature to the corresponding trimethylsilyloxy cyanides in good yield.⁷⁴ At room temperature, benzaldehyde gave trimethylsilyloxy mandelonitrile in 44% ee and at lower temperature (5–10°C) the ee is increased to 90%. The above catalysts have been shown to effect trimethylsilylcyanation of a variety of bidentate aldehydes to the nitrile derivatives in high chemical yield but no ees were reported.

6. Aziridination reactions

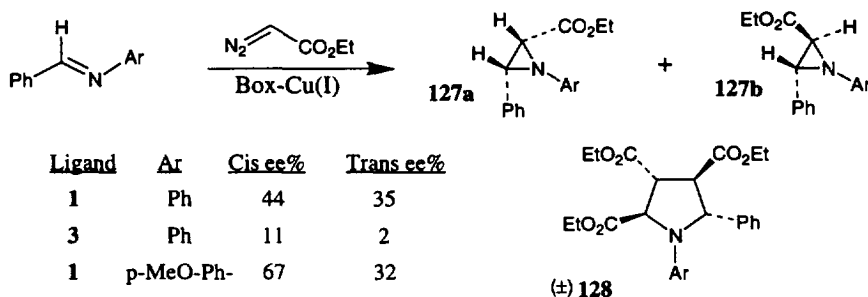
Evans and co-workers have demonstrated that the CuOTf-bis(oxazoline) complexes are efficient catalysts for aziridination of olefins (Scheme 46).⁷⁵ Aryl substituted olefins are the most effective substrates for aziridination. For cinnamate esters, the corresponding N-tosylaziridine **124** was obtained in excellent enantiomeric excess (up to 97% ee in benzene). Among various bis(oxazoline) ligands examined, phe-box **1** has exhibited superior results over the sterically demanding bu-box **3** for aziridination of cinnamate esters. The significant solvent effect on enantioselectivity is noteworthy. For example, methyl cinnamate in acetonitrile has shown 70% ee (21% yield) compared to 94% ee in benzene (63% yield). The synthetic utility of the aziridines **124** have been demonstrated by their conversion to phenyl alanine **125** and the β -hydroxy- α -amino ester derivative **126**.

The Cu(I)-bis(oxazoline) complex catalyzed enantioselective aziridination of imines has been reported by Jacobsen and co-workers (Scheme 47).⁷⁶ The reaction of N-benzylidene aniline and ethyl diazoacetate in the presence of copper hexafluorophosphate and bis(oxazoline) ligands afforded an enantiomerically enriched cis/trans mixture of N-aryl aziridine derivatives **127** along with racemic pyrrolidine derivative **128**. In general, the yields of the aziridination products were poor (10–37%) and the observed enantioselectivities for the cis isomer were in the range of 11–67% ee and for the trans isomer the ees were even lower (2–35% ee). The phe-box ligand **1** afforded the best results in terms of enantioselectivity, cis/trans



Scheme 46.

diastereoselectivity and isolated yields. Interestingly, achiral bis(oxazoline) gave the best yield (65%) and best cis/trans ratio (10:1).

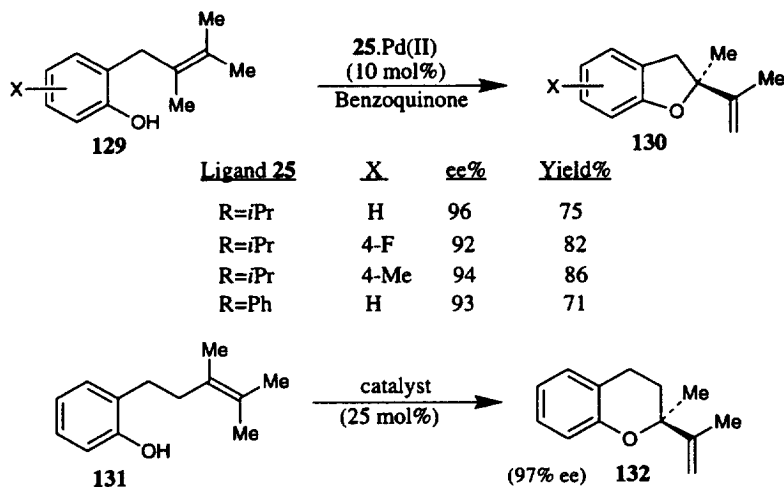


Scheme 47.

7. Oxidations

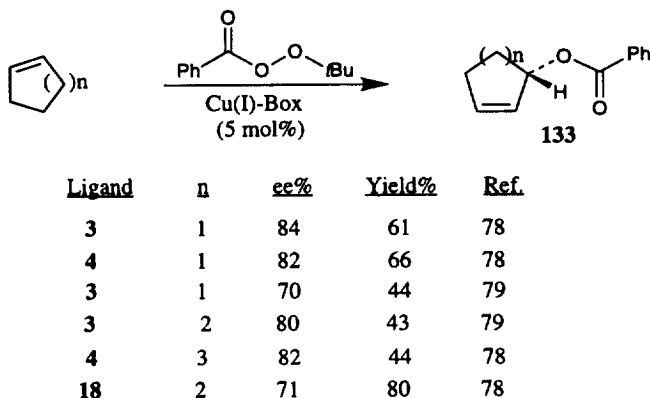
Recently, a highly enantioselective Wacker-type cyclization of *o*-allylphenol has been reported utilizing palladium(II)–bis(oxazoline) complex as the catalyst (Scheme 48).⁷⁷ Of various Pd(II) salts, chiral bis(oxazoline) and co-oxidants investigated, for cyclization of 2-(2,3-dimethyl-2-butenyl)-phenol **129** and other substituted derivatives, the combination of Pd(trifluoroacetate)₂, (*S,S*)-binap-box **25** and *p*-benzoquinone respectively has provided the best results. The reaction proceeded in the presence of 10 mol% of catalyst complex at 60°C for 24 hours to provide the corresponding (*S*)-(–)-methyl-2-isopropenyl-2,3-dihydrobenzofuran **130** in 96% ee and 75% isolated yield. When the reaction was carried out at 35°C for 3 days, the product was obtained in 97% ee and 72% yield. The phenyl substituted ligand **25a** (R=Ph) afforded the product in 93% ee and comparable yield. The cyclization of 2-(2,3-dimethyl-2-pentenyl)-phenol **131** also afforded benzodihydropyran **132** in 97% ee and 67% yield in the presence of a 25 mol% **25a**–Pd(II) complex. Bis(oxazoline) ligands **4** and **14** were not so effective, providing the unsubstituted benzofuran product in 35% ee (6% yield) and 18% ee (64% yield) respectively.

Enantioselective allylic oxidation of cycloalkenes such as cyclopentene, cyclohexene and cycloheptene with *tert*-butyl perbenzoate was investigated by Pfaltz and co-workers with a variety of catalysts derived from bis(oxazoline) ligands and copper(I) triflate complexes (Scheme 49).⁷⁸ The ligand–Cu(I) complexes derived from ligands **1**, **3** and **4** have shown comparable results. The best enantioselectivities for cyclopentene, cyclohexene and cycloheptene were 84%, 80% and 82%, respectively with 5 mol%



Scheme 48.

catalyst. The 2-benzoate derivatives **133** were isolated in moderate to good yields. The catalyst derived from py-box ligand **18** has also shown comparable enantioselectivity.



Scheme 49.

Andrus et al. have also independently investigated the allylic oxidation of cyclic and acyclic alkenes with Cu(I)–bis(oxazoline) complexes.⁷⁹ Cyclopentene and cyclohexene have provided comparable ees as Pfaltz and co-workers.⁷⁸ The reactions were typically run with 5 mol% catalyst at -20°C for five days. The acyclic olefins at low temperature exhibited no optical activity. However, at 55°C for two days, allylbenzene and 1-octene afforded 36% ee and 30% ee, respectively. The proposed model in Fig. 11 accounts for the observed stereinduction.⁷⁹ The mechanism involves coordination of an allyl radical intermediate to the Cu–ligand carboxylate complex followed by transfer of benzoate to the allyl system as proposed by Beckwith and Zavitsas.⁸⁰ The Cu(III) intermediate is assumed to have a distorted square planar geometry placing the benzoate and the allyl groups slightly above and below the bis(oxazoline) plane to minimize steric interaction with *tert*-butyl groups on the ligand.

The Ru–bis(oxazoline) complex catalyzed enantioselective epoxidation of trans-stilbene in the presence of sodium periodate was investigated by Waegell and co-workers (Scheme 50).⁸¹ The complexes derived from RuCl_3 and bis(oxazoline) ligands including **18** and **135** afforded very low yield (2–7%) of stilbene epoxide and the enantioselectivity was below 5% ee. The Ru–ligand complex derived from

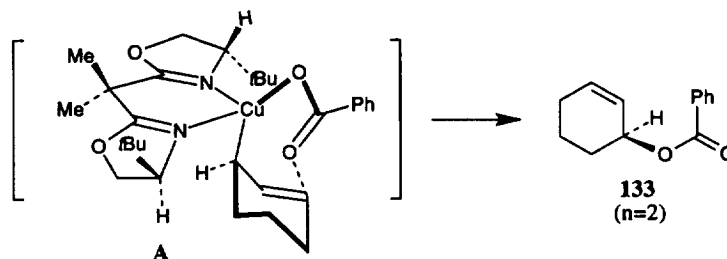
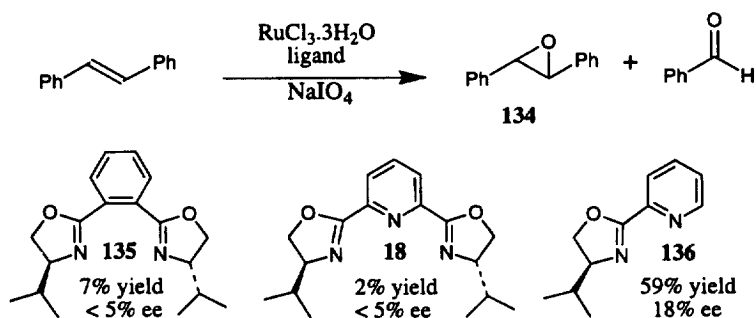


Fig. 11.

pyridyl oxazoline ligand **136** furnished high yield of epoxide (up to 80% yield), but an enantiomeric excess of only 18%.

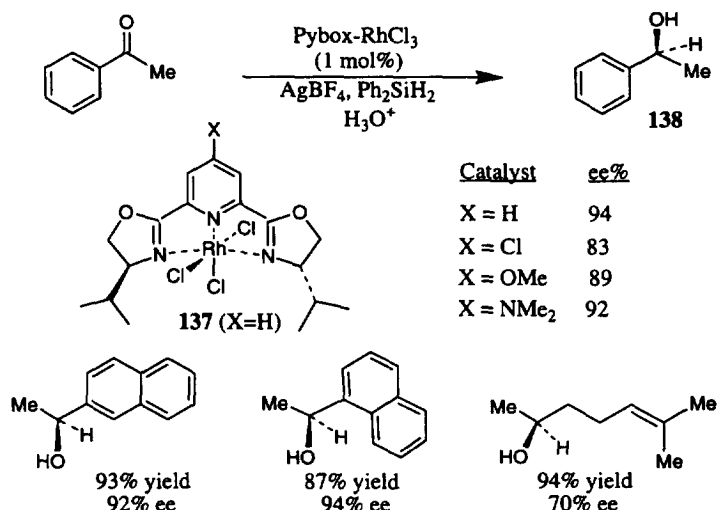


Scheme 50.

8. Hydrosilylations/reductions

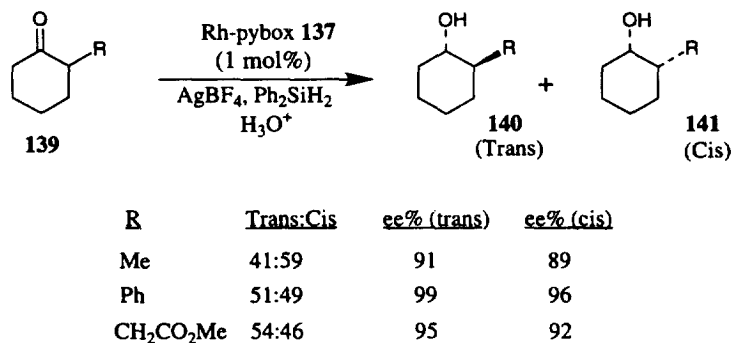
Enantioselective hydrosilylation of ketones using py-box ligands and rhodium complexes was first reported by Nishiyama and co-workers (Scheme 51).⁸² Reaction of py-box **18** and RhCl_3 in ethanol furnished the py-box- RhCl_3 complex **137** ($\text{X}=\text{H}$) whose X-ray structure reveals that the rhodium complex adopts a distorted octahedral geometry. Ligand-metal complexes derived from RhCl_3 and py-box ligands **16–18** did not promote hydrosilylation of acetophenone. However, in the presence of Lewis acid or silver ions, the complex becomes activated for the hydrosilylation reaction. The reaction proceeded smoothly providing the (*S*)-phenylethanol after hydrolysis. Hydrosilylation of acetophenone in the presence of 1 mol% Rh-complex **137** ($\text{X}=\text{H}$), 1.6 equivalents of Ph_2SiH_2 and 2 mol% of AgBF_4 afforded the (*S*)-phenylethanol in 94% ee. The py-box ligand **16** derived complex has provided 91% ee under the same reaction conditions. Ligand **17** gave 83% ee in the presence of AgOTf . Among various ligands examined for the hydrosilylation reaction, the py-box ligand **18** furnished the best results.

The influence of the substituent on the pyridine nucleus of py-box **18** has been examined with various 4-substituted py-box ligands.^{82b} It has been established that for reduction of acetophenone, the electron withdrawing substituent on the ligand increases the reaction rate and the electron releasing substituent reduces the reaction rate. The py-box ligands bearing 4-OMe and 4-NMe₂ substituents gave higher enantioselectivities (89% and 92% ee respectively) than the ligand bearing chloride at the 4-position of the pyridine nucleus (83% and 94% ee respectively). Reduction of a number of different ketones also proceeded with high ee and isolated yield with catalyst **137**.



Scheme 51.

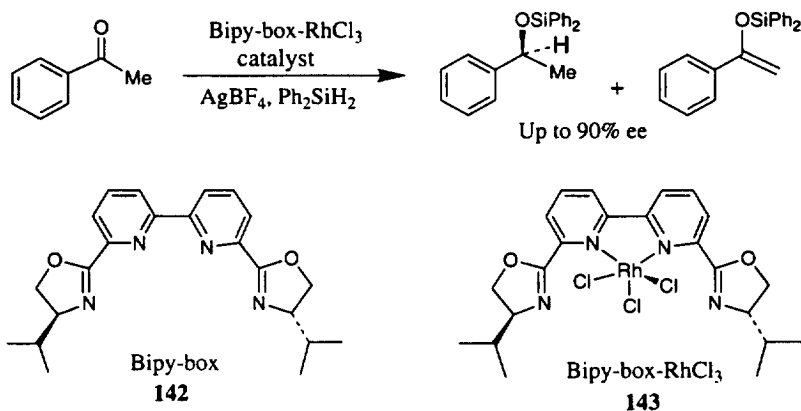
Despite the steric bulk associated with chiral rhodium complex **137**, reduction of 4-*tert*-butylcyclohexanone **139** proceeded via preferential axial attack providing a mixture (67:33) of *trans* and *cis* alcohols **140** and **141** in 92% combined yield. As shown in Scheme 52, various 2-substituted cyclohexanones were reduced utilizing the py-box–Rh catalyzed hydrosilylation reaction. While the *cis/trans* diastereoselectivity was very poor, each alcohol exhibited high enantiomeric purity (89–99% ee) which indicates that the *Re/Si*-face selection by the catalyst predominates greatly rather than the attack from the axial or equatorial side.^{82c,d}



Scheme 52.

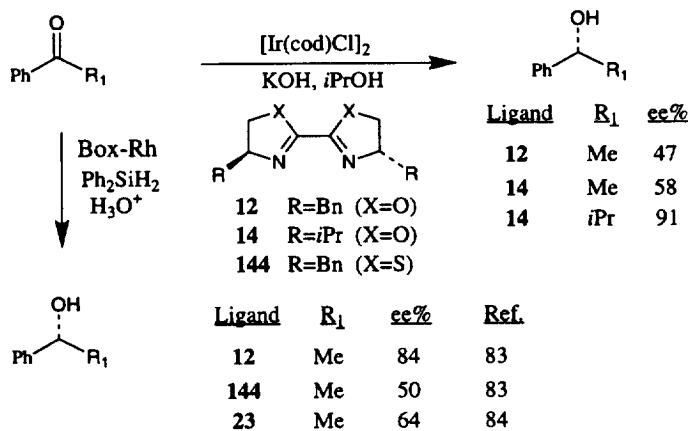
Hydrosilylation of acetophenone was further investigated by using a bipy-box ligand on the bipyridine backbone (Scheme 53).^{82c} Reduction of acetophenone with Rh(cyclooctene)₂Cl–bipy-box ligand complex **143** afforded the alcohol in low ee (67%) and a substantial amount (32–39%) of silyl enol ether was formed as a byproduct. The reduction in the presence of a bipy-box–RhCl₃ complex **143** and 2 equivalents of additional bipy-box ligand **142**, however, afforded mainly the phenylethanol and very little enol ether. The product enantioselectivity also considerably improved (up to 90% ee).

Pfaltz et al. reported the iridium–bis(oxazoline) complex catalyzed transfer hydrogenation of ketones (Scheme 54).¹³ The active catalysts were typically prepared in situ from 0.5 mol% of [Ir(cycloocta-1,5-diene)Cl]₂ and 1.3 mol% of bis(oxazoline) ligands **12–14**. The reduction of a number of aromatic ketones proceeded in isopropanol at refluxing temperature providing an excellent yield of the alcohol



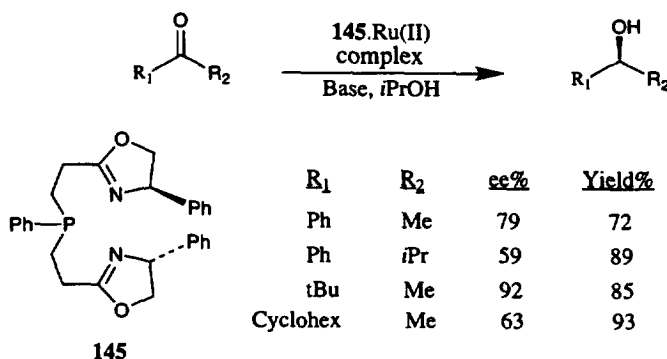
Scheme 53.

and the enantioselectivity of alcohol ranged from 47–91% ee. Independently, Helmchen et al. investigated the Rh-box complex catalyzed hydrosilylation of acetophenone using bis(oxazoline) ligands **11–14** and bithazoline ligands **144**.⁸³ Hydrosilylation of acetophenone at 0°C in CCl₄ using 0.5 mol% [Rh(cyclooctadiene)Cl] and 5 mol% of ligand **12** afforded phenylethanol in 84% ee and 59% chemical yield after removal of silyl ether. With 2.5 mol% of ligand **12**, when the reaction was carried out at room temperature, the ee dropped to 15%. The corresponding bis-thiazoline ligand **144** in toluene provided the optically active alcohol with 50% ee. Hydrosilylation of acetophenone by rhodium complexes derived from novel bis(oxazoline) ligands **21–23** have shown enantioselectivity up to 65%.⁸⁴



Scheme 54.

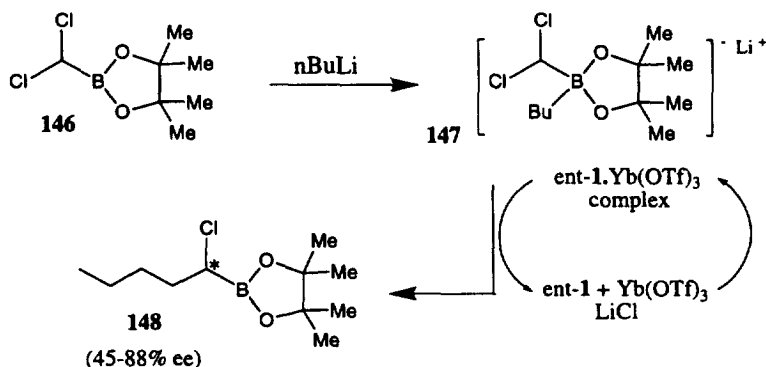
Transfer hydrogenation of ketones utilizing ruthenium(II) complexes of a tridentate ligand **145** have been investigated by Zhang and co-workers (Scheme 55).⁸⁵ Reduction of a number of aryl, alkyl and dialkyl ketones proceeded in excellent yields and enantioselectivity up to 92% ee was observed for reduction of *tert*-butylmethyl ketone at room temperature. Reduction of aryl ketones typically required heating of the reaction mixture to 80°C for high conversion and high enantioselectivity. The aliphatic ketones were found to undergo reduction smoothly at room temperature. The isopropyl substituted ligand has shown considerably lower enantioselectivity.



Scheme 55.

9. Miscellaneous reactions

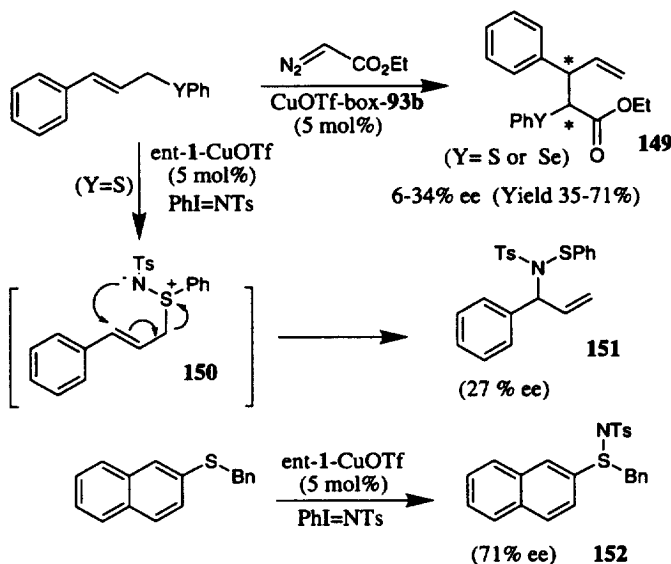
The enantioselective synthesis of (α -chloroalkyl)boronates from (dichloromethyl)boronates catalyzed by chiral bis(oxazoline)–metal complexes has been reported by Jadav and Man (Scheme 56).⁸⁶ Among various box-ligands and metal triflates examined, the catalyst derived from Yb(OTf)₃ and *ent*-1 ligand was found to induce high enantioselectivity. Reaction of (dichloromethyl)boronate **146** with *n*BuLi in the presence of a stoichiometric amount of *ent*-1·Yb(OTf)₃ complex afforded the (α -chloropentyl)boronate **148** in 71% ee. The use of 0.3 equivalent of Yb(OTf)₃ and a large excess of chiral ligand (5 equivalents) provided the boronate **148** in 88% ee. When the amount of ligand was reduced to 0.5 equivalents, the ee dropped to 55%. The reaction is likely to proceed through the butyl–borate complex **147** in which the 1,2-butyl group migration leads to (α -chloropentyl)boronate and a LiCl byproduct. It was postulated that the excess of ligand is necessary since LiCl, that forms during the reaction, competes with Yb(OTf)₃ for the phe-box-ligand. The catalysts derived from Cu(OTf)₂ and Zn(OTf)₂ afforded considerably lower enantioselectivity (35–45% ee).



Scheme 56.

Uemura et al. have shown that Cu(I)–bis(oxazoline) complexes catalyzed the addition of a carbenoid to chalcogen atoms to form the intermediate chalcogen ylide which undergoes 2,3-sigmatropic rearrangement (Scheme 57).^{87,88} The resulting products **149** were obtained with enantiomeric excess values up to 34%. The reactions of aryl cinnamyl chalcogenides with the carbenoid derived from ethyl diazoacetate were examined in the presence of 5 mol% of **93b**·CuOTf complex. Introduction of electron withdrawing substituents such as NO₂ or CF₃ at the *ortho* position of the substrate showed a slight increase in enantioselectivity and electron releasing groups such as OMe at the *ortho* position of aryl ring inhibited

the reaction completely under the reaction conditions. The diastereomeric mixture ratio of **149** ranged from 1:1 to 2:1 at best and yields were moderate.



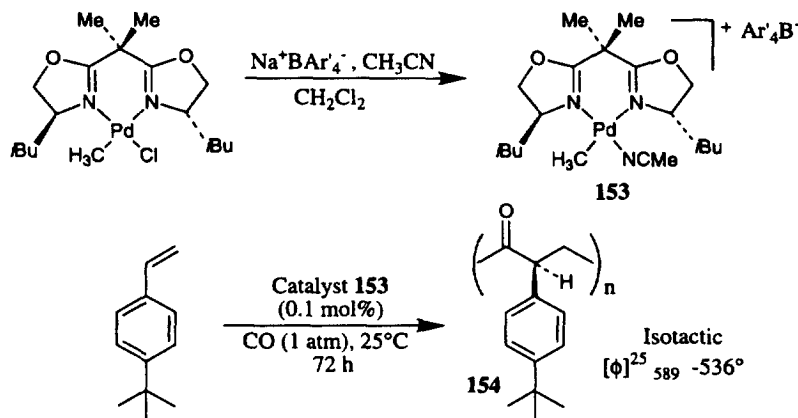
Scheme 57.

The reaction of allylic or benzylic sulfides with an equivalent amount of $\text{PhI}=\text{NTs}$ in the presence of 5 mol% ent-1-CuOTf -derived complex was also investigated.⁸⁸ The reaction of 1-naphthyl benzylsulfide provided 71% ee and 75% yield of the corresponding sulfimide **152**. The reaction with cinnamyl phenylsulfide provided no aziridination product. Instead, the corresponding allylic sulfimide intermediate **150** was formed which underwent 2,3-sigmatropic rearrangement to provide allylic amide **151** in 27% ee and 40% yield.

Brookhart and Wagner have synthesized optically active isotactic poly(4-*tert*-butylstyrene-*alt*-CO) utilizing chiral Pd(II) -catalysts **153** derived from *bu-box* **3** (Scheme 58).⁸⁹ Copolymerization of *p-tert*-butyl styrene (TBS) and carbon monoxide in the presence of 0.1 mol% chiral catalyst **153** afforded the alternating co-polymer **154** with a highly isotactic microstructure and excellent optical purity. The stereoregularity of the polymer is >98% and the polymer exhibits high molar rotation $[\phi]_{589} -536$ (c 0.5, CH_2Cl_2).

10. Conclusion

This review reports recent applications of C_2 -symmetric chiral bis(oxazoline) ligands in catalytic asymmetric synthesis. From enantioselective carbon–carbon bond forming reactions to asymmetric transfer hydrogenation and hydrosilylation reactions, the versatility of these ligands has been demonstrated in numerous catalytic asymmetric syntheses. Since their introduction in 1989, many new and novel C_2 -symmetric bis(oxazoline) ligands encompassing a diverse array of structural features have been designed and synthesized. With the inception of bis(oxazoline) ligands, opportunities have come to explore various metal salts that can serve as mild Lewis acids in a particular asymmetric process. In this context, the potential use of a number of metal salts and their counterions has been documented. While the ingenuity and creativity of the researchers involved has led to unprecedented success in bis(oxazoline)–metal catalyzed asymmetric synthesis, there remain many new opportunities yet to be explored. We hope that



Scheme 58.

this review will stimulate further research with bis(oxazoline)–metal catalyzed reactions in other areas of organic synthesis.

Acknowledgements

Financial support of our work by the National Institutes of Health (GM 53386) is gratefully acknowledged. We thank Merck Research Laboratories, Sepracor Inc. and BASF, Germany for providing us with optically active aminoindan-2-ol used for our studies. The authors also thank Professors David Crich and George Gould for helpful discussions.

References

- For recent reviews, see: (a) *Chiral Auxiliaries and Ligands in Asymmetric Synthesis*; Seyden-Penne, J., Ed.; Wiley Interscience: New York, 1995; (b) *Stereoselective Synthesis*; Nogradi, M., Ed.; VCH Publishers: New York, 1995; (c) *Catalytic Asymmetric Synthesis*; Ojima, I., Ed.; VCH Publishers: New York, 1993 and references cited therein.
- Takaya, H.; Ohta, T.; Noyori, R. Asymmetric Hydrogenation. In *Catalytic Asymmetric Synthesis*; Ojima, I., Ed.; VCH Publishers: New York, 1993; 1–39.
- Akutagawa, S.; Tani, K. Asymmetric isomerization of Allylamines. In *Catalytic Asymmetric Synthesis*; Ojima, I., Ed.; VCH Publishers: New York, 1993; 41–61.
- (a) Sharpless, K. B. *Tetrahedron* **1994**, *50*, 4235; (b) Johnson, R. A.; Sharpless, K. B. Catalytic Asymmetric Epoxidation of Allylic Alcohols. In *Catalytic Asymmetric Synthesis*; Ojima, I., Ed.; VCH Publishers: New York, 1993; 103–158.
- Jacobsen, E. N. Asymmetric Catalytic Epoxidation of Unfunctionalized Olefins. In *Catalytic Asymmetric Synthesis*; Ojima, I., Ed.; VCH Publishers: New York, 1993; 159–202.
- (a) Corey, E. J.; Bakshi, R. K.; Shibata, S. *J. Am. Chem. Soc.* **1987**, *109*, 5551; (b) Corey, E. J.; Bakshi, R. K.; Shibata, S.; Chen, C.-P.; Singh, V. K. *J. Am. Chem. Soc.* **1987**, *109*, 7927; (c) Wallbaum, S.; Martens, J. *Tetrahedron: Asymmetry* **1992**, *3*, 1475 and references cited therein.
- (a) Kolb, H. C.; VanNieuwenhze, M. S.; Sharpless, K. B. *Chem. Rev.* **1994**, *94*, 2483; (b) Johnson, R. A.; Sharpless, K. B. Catalytic Asymmetric Dihydroxylation. In *Catalytic Asymmetric Synthesis*; Ojima, I., Ed.; VCH Publishers: New York, 1993; 227–272; (c) Lohray, B. B. *Tetrahedron: Asymmetry* **1992**, *3*, 1317 and references cited therein.
- (a) Pfaltz, A. *Acta Chemica Scandinavica* **1996**, *50*, 189; (b) Pfaltz, A. *Acc. Chem. Res.* **1993**, *26*, 339; (c) Pfaltz, A. *Chimia* **1990**, *44*, 202.
- Bolm, C. *Angew. Chem. Int. Ed. Engl.* **1991**, *30*, 542.
- Whitesell, J. K. *Chem. Rev.* **1989**, *89*, 1581.
- Witte, H.; Seeliger, W. *Liebigs. Ann. Chem.* **1974**, 996.

12. Butula, I.; Karlovic, G. *Liebigs. Ann. Chem.* **1976**, 1455.
13. Muller, D.; Umbricht, G.; Weber, B.; Pfaltz, A. *Helv. Chim. Acta.* **1991**, 74, 232.
14. (a) Corey, E. J.; Imai, N.; Zhang, H. *J. Am. Chem. Soc.* **1991**, 113, 728; (b) Corey, E. J.; Ishihara, K. *Tetrahedron Lett.* **1992**, 33, 6807.
15. (a) Lowenthal, R. E.; Abiko, A.; Masamune, S. *Tetrahedron Lett.* **1990**, 31, 6005; (b) Lowenthal, R. E.; Masamune, S. *Tetrahedron Lett.* **1991**, 32, 7373.
16. Bolm, C.; Weickhardt, K.; Zehnder, M.; Ranff, T. *Chem. Ber.* **1991**, 124, 1173.
17. Harm, A. M.; Knight, J. G.; Stemp, G. *Synlett.* **1996**, 677.
18. (a) Davies, I. W.; Senanayake, C. H.; Larsen, R. D.; Verhoeven, T. R.; Reider, P. J. *Tetrahedron Lett.* **1996**, 37, 813; (b) Davies, I. W.; Gerena, L.; Lu, N.; Larsen, R. D.; Reider, P. J. *J. Org. Chem.* **1996**, 61, 9629.
19. Denmark, S. E.; Nakajima, N.; Nicaise, O. J.-C.; Faucher, A.-M.; Edwards, J. P. *J. Org. Chem.* **1995**, 60, 4884.
20. Desimoni, G.; Faita, G.; Mella, M. *Tetrahedron* **1996**, 52, 13649.
21. Hall, J.; Lehn, J. M.; DeCian, A.; Fischer, J. *Helv. Chim. Acta.* **1991**, 74, 1.
22. Ghosh, A. K.; Mathivanan, P.; Cappiello, J. *Tetrahedron Lett.* **1996**, 37, 3815.
23. Nishiyama, H.; Kondo, M.; Nakamura, T.; Itoh, K. *Organometallics* **1991**, 10, 500.
24. Singh, R. P. *Synth. React. Inorg. Met. — Org. Chem.* **1997**, 27, 155.
25. Ghosh, A. K.; Wink, D.; Mathivanan, P.; Cappiello, J. unpublished results.
26. (a) Evans, D. A.; Miller, S. J.; Lectka, T. *J. Am. Chem. Soc.* **1993**, 115, 6460; (b) Evans, D. A.; Murry, J. A.; Matt, P. V.; Norcross, R. D.; Miller, S. J. *Angew. Chem. Int. Ed. Engl.* **1995**, 34, 798; (c) Evans, D. A.; Kozlowski, M. C.; Tedrow, J. S. *Tetrahedron Lett.* **1996**, 37, 7481.
27. (a) Evans, D. A.; Barnes, D. M. *Tetrahedron Lett.* **1997**, 38, 57; (b) Evans, D. A.; Shaughnessy, E. A.; Barnes, D. M. *Tetrahedron Lett.* **1997**, 38, 3193.
28. Evans, D. A.; Johnson, J. S. *J. Org. Chem.* **1997**, 62, 786.
29. (a) Davies, I. W.; Senanayake, C. H.; Larsen, R. D.; Verhoeven, T. R.; Reider, P. J. *Tetrahedron Lett.* **1996**, 37, 1725; (b) Davies, I. W.; Gerena, L.; Castonguay, L.; Senanayake, C. H.; Larsen, R. D.; Verhoeven, T. R.; Reider, P. J. *Chem. Commun.* **1996**, 1753; (c) Davies, I. W.; Gerena, L.; Cai, D.; Larsen, R. D.; Verhoeven, T. R.; Reider, P. J. *Tetrahedron Lett.* **1997**, 38, 1145.
30. Desimoni, G.; Faita, G.; Righetti, P. P. *Tetrahedron Lett.* **1996**, 37, 3027.
31. Kanemasa, S.; Oderaotoshi, Y.; Yamamoto, H.; Tanaka, J.; Wada, E.; Curran, D. P. *J. Org. Chem.* **1997**, 62, 6454.
32. (a) Johannsen, M.; Jorgensen, K. A. *J. Org. Chem.* **1995**, 60, 5757; (b) Johannsen, M.; Jorgensen, K. A. *Tetrahedron* **1996**, 52, 7321.
33. (a) Ghosh, A. K.; Mathivanan, P.; Cappiello, J.; Krishnan, K. *Tetrahedron: Asymmetry* **1996**, 7, 2165; (b) Ghosh, A. K.; Mathivanan, P.; Cappiello, J. *Tetrahedron Lett.* **1997**, 38, 2427.
34. Corey, E. J.; Cywin, C. L.; Roper, T. D. *Tetrahedron Lett.* **1992**, 33, 6907.
35. Keck, G. E.; Li, X.-Y.; Krishnamurthy, D. *J. Org. Chem.* **1995**, 60, 5998.
36. (a) Danishefsky, S. J. *Aldrichim. Acta* **1986**, 19, 59; (b) Bednarski, M. D.; Lyssikatos, J. P. *Comprehensive Organic Synthesis: Selectivity, Strategy and Efficiency in Modern Organic Chemistry*, Trost, B. M. Ed., **1991**, 2, 661; (c) Bertinato, P.; Sorensen, E. J.; Meng, D.; Danishefsky, S. J. *J. Org. Chem.* **1996**, 61, 8000 and references cited therein.
37. Paterson, I.; Osborne, S. *Tetrahedron Lett.* **1990**, 31, 2213 and references cited therein.
38. Ghosh, A. K.; Krishnan, K.; Cho, H.; Walters, E.; Holland, L., unpublished results.
39. Desimoni, G.; Faita, G.; Righetti, P. P.; Sardone, N. *Tetrahedron* **1996**, 52, 12019.
40. (a) Takacs, J. M.; Weidner, J. J.; Takacs, B. E. *Tetrahedron Lett.* **1993**, 34, 6219; (b) Takacs, J. M.; Boito, S. C. *Tetrahedron Lett.* **1995**, 36, 2941.
41. Gothelf, K. V.; Hazell, R. G.; Jorgensen, K. A. *J. Org. Chem.* **1996**, 61, 346.
42. Langer, K.; Mattay, J. *J. Org. Chem.* **1995**, 60, 7256.
43. (a) Evans, D. A.; Woerpel, K. A.; Hinman, M. M.; Faul, M. M. *J. Am. Chem. Soc.* **1991**, 113, 726; (b) Evans, D. A.; Woerpel, K. A.; Scott, M. J. *Angew. Chem. Int. Ed. Engl.* **1992**, 31, 430.
44. (a) Imai, Y.; Zhang, W.; Kida, T.; Nakatsuji, Y.; Ikeda, I. *Tetrahedron Lett.* **1997**, 38, 2681; (b) Uozumi, Y.; Kyota, H.; Kishi, E.; Kitayama, K.; Hayashi, T. *Tetrahedron: Asymmetry* **1996**, 7, 1603.
45. (a) Bedekar, A. V.; Andersson, P. G. *Tetrahedron Lett.* **1996**, 37, 4073; (b) Bedekar, A. V.; Koroleva, E. B.; Andersson, P. G. *J. Org. Chem.* **1997**, 62, 2518.
46. (a) Nishiyama, H.; Aoki, K.; Itoh, H.; Iwamura, T.; Sakata, N.; Kurihara, O.; Motoyama, Y. *Chem. Lett.* **1996**, 1071; (b) Park, S.-B.; Sakata, N.; Nishiyama, H. *Chem. Eur. J.* **1996**, 2, 303; (c) Park, S.-B.; Murata, K.; Matsumoto, H.; Nishiyama, H. *Tetrahedron: Asymmetry* **1995**, 6, 2487; (d) Nishiyama, H.; Itoh, Y.; Sugawara, Y.; Matsumoto, H.; Aoki, Y.; Itoh, K.

- Bull. Chem. Soc. Jpn* **1995**, *68*, 1247; (e) Nishiyama, H.; Itoh, Y.; Matsumoto, H.; Park, S.; Itoh, K. *J. Am. Chem. Soc.* **1994**, *116*, 2223.
47. Gupta, A. D.; Bhuniya, D.; Singh, V. K. *Tetrahedron* **1994**, *50*, 13725.
48. Schumacher, R.; Reissig, H.-U. *Synlett* **1996**, 1121.
49. Denmark, S. E.; Stavenger, R. A.; Faucher, A.-M.; Edwards, J. P. *J. Org. Chem.* **1997**, *62*, 3375.
50. Koskinen, A. M. P.; Hassila, H. *J. Org. Chem.* **1993**, *58*, 4479.
51. Pique, C.; Fahndrich, B.; Pfaltz, A. *Synlett* **1995**, 491.
52. Gant, T. G.; Noe, M. C.; Corey, E. J. *Tetrahedron Lett.* **1995**, *36*, 8745.
53. Tokunoh, R.; Tomiyama, H.; Sodeoka, M.; Shibasaki, M. *Tetrahedron Lett.* **1996**, *37*, 2449.
54. Burgess, K.; Lim, H.-J.; Porte, A. M.; Sulikowski, G. A. *Angew. Chem. Int. Ed. Engl.* **1996**, *35*, 220.
55. (a) Evans, D. A.; Murry, J. A.; Kozlowski, M. C. *J. Am. Chem. Soc.* **1996**, *118*, 5814; (b) Evans, D. A.; Kozlowski, M. C.; Burgey, C. S.; MacMillan, D. W. C. *J. Am. Chem. Soc.* **1997**, *119*, 7893.
56. Brownbridge, P.; Chan, T. H.; Brook, M. A.; Kang, G. J. *Can. J. Chem.* **1983**, *61*, 688.
57. Evans, D. A.; Chapman, K. T.; Carreira, E. M. *J. Am. Chem. Soc.* **1988**, *110*, 3560.
58. Bernardi, A.; Colombo, G.; Scolastico, C. *Tetrahedron Lett.* **1996**, *37*, 8921.
59. von Matt, P.; Lloyd-Jones, G. C.; Minidis, A. B. E.; Pfaltz, A.; Macko, L.; Neuburger, M.; Zehnder, M.; Ruegger, H.; Pregosin, P. S. *Helv. Chim. Acta* **1995**, *78*, 265.
60. (a) Hayashi, T. Asymmetric Allylic Substitution and Grignard Cross-Coupling. In *Catalytic Asymmetric Synthesis*; Ojima, I., Ed.; VCH Publishers: New York, 1993; 325–365; (b) Godleski, S. A. in *Comprehensive Organic Synthesis*; Eds. Trost, B. M.; Fleming, I. Pergamon, Oxford, 1991, *4*, 585–661 and references cited therein.
61. (a) Zhang, W.; Hirao, T.; Ikeda, I. *Tetrahedron Lett.* **1996**, *37*, 4545; (b) Zhang, W.; Kida, T.; Nakatsuji, Y.; Ikeda, I. *Tetrahedron Lett.* **1996**, *37*, 7995.
62. Ahn, K. H.; Cho, C.-W.; Park, J.; Lee, S. *Tetrahedron: Asymmetry* **1997**, *8*, 1179.
63. Larock, R. C.; Zenner, J. M. *J. Org. Chem.* **1995**, *60*, 482.
64. Larock, R. C.; Berrios-Pena, N. G.; Fried, C. A. *J. Org. Chem.* **1991**, *56*, 2615.
65. Ukaji, Y.; Miyamoto, M.; Mikuni, M.; Takeuchi, S.; Inomata, K. *Bull. Chem. Soc. Jpn* **1996**, *69*, 735.
66. Wu, J. H.; Radinov, R.; Porter, N. A. *J. Am. Chem. Soc.* **1995**, *117*, 11029.
67. Porter, N. A.; Giese, B.; Curran, D. P. *Acc. Chem. Res.* **1991**, *24*, 296.
68. (a) Sibi, M. P.; Ji, J.; Wu, J.-H.; Gurtler, S.; Porter, N. A. *J. Am. Chem. Soc.* **1996**, *118*, 9200; (b) Sibi, M. P.; Ji, J. *J. Org. Chem.* **1997**, *62*, 3800.
69. Cozzi, P. G.; Orioli, P.; Tagliavini, E.; Umani-Ronchi, A. *Tetrahedron Lett.* **1997**, *38*, 145.
70. (a) Nakamura, M.; Arai, M.; Nakamura, E. *J. Am. Chem. Soc.* **1995**, *117*, 1179; (b) Nakamura, M.; Hirai, A.; Nakamura, E. *J. Am. Chem. Soc.* **1996**, *118*, 8489.
71. Hanessian, S.; Yang, R.-Y. *Tetrahedron Lett.* **1996**, *37*, 8997.
72. Denmark, S. E.; Nakajima, N.; Nicaise, O. J.-C. *J. Am. Chem. Soc.* **1994**, *116*, 8797.
73. Corey, E. J.; Wang, Z. *Tetrahedron Lett.* **1993**, *34*, 4001.
74. Iovel, I.; Popelis, Y.; Fleisher, M.; Lukevics, E. *Tetrahedron: Asymmetry* **1997**, *8*, 1279.
75. Evans, D. A.; Faul, M. M.; Bilodeau, M. T.; Anderson, B. A.; Barnes, D. M. *J. Am. Chem. Soc.* **1993**, *115*, 5328.
76. Hansen, K. B.; Finney, N. S.; Jacobsen, E. N. *Angew. Chem. Int. Ed. Engl.* **1995**, *34*, 676.
77. Uozumi, Y.; Kato, K.; Hayashi, T. *J. Am. Chem. Soc.* **1997**, *119*, 5063.
78. Gokhale, A. S.; Minidis, A. B. E.; Pfaltz, A. *Tetrahedron Lett.* **1995**, *36*, 1831.
79. Andrus, M. B.; Argade, A. B.; Chen, X.; Pamment, M. G. *Tetrahedron Lett.* **1995**, *36*, 2945.
80. Beckwith, A. L. J.; Zavitsas, A. A. *J. Am. Chem. Soc.* **1986**, *108*, 8230.
81. Augier, C.; Malara, L.; Lazzeri, V.; Waegell, B. *Tetrahedron Lett.* **1995**, *36*, 8775.
82. (a) Nishiyama, H.; Sakaguchi, H.; Nakamura, T.; Horihata, M.; Kondo, M.; Itoh, K. *Organometallics* **1989**, *8*, 846; (b) Nishiyama, H.; Yamaguchi, S.; Kondo, M.; Itoh, K. *J. Org. Chem.* **1992**, *57*, 4306; (c) Nishiyama, H.; Yamaguchi, S.; Park, S.-B.; Itoh, K. *Tetrahedron: Asymmetry* **1993**, *4*, 143; (d) Nishiyama, H.; Park, S.-B.; Itoh, K. *Tetrahedron: Asymmetry* **1992**, *3*, 1029.
83. Helmchen, G.; Krotz, A.; Ganz, K.-T.; Hansen, D. *Synlett* **1991**, 257.
84. Imai, Y.; Zhang, W.; Kida, T.; Nakatsuji, Y.; Ikeda, I. *Tetrahedron: Asymmetry* **1996**, *7*, 2453.
85. Jiang, Y.; Jiang, Q.; Zhu, G.; Zhang, X. *Tetrahedron Lett.* **1997**, *38*, 215.
86. Jadhav, P. K.; Man, H.-W. *J. Am. Chem. Soc.* **1997**, *119*, 846.
87. (a) Takada, H.; Nishibayashi, Y.; Ohe, K.; Uemura, S. *Chem. Commun.* **1996**, 931; (b) Takada, H.; Nishibayashi, Y.; Ohe, K.; Uemura, S.; Baird, C. P.; Sparey, T. J.; Taylor, P. C. *J. Org. Chem.* **1997**, *62*, 6512.

88. Nishibayashi, Y.; Ohe, K.; Uemura, S. *Chem. Commun.* **1995**, 1245.
89. (a) Brookhart, M.; Wagner, M. I. *J. Am. Chem. Soc.* **1994**, *116*, 3641; (b) Brookhart, M.; Wagner, M. I. *J. Am. Chem. Soc.* **1996**, *118*, 7219.